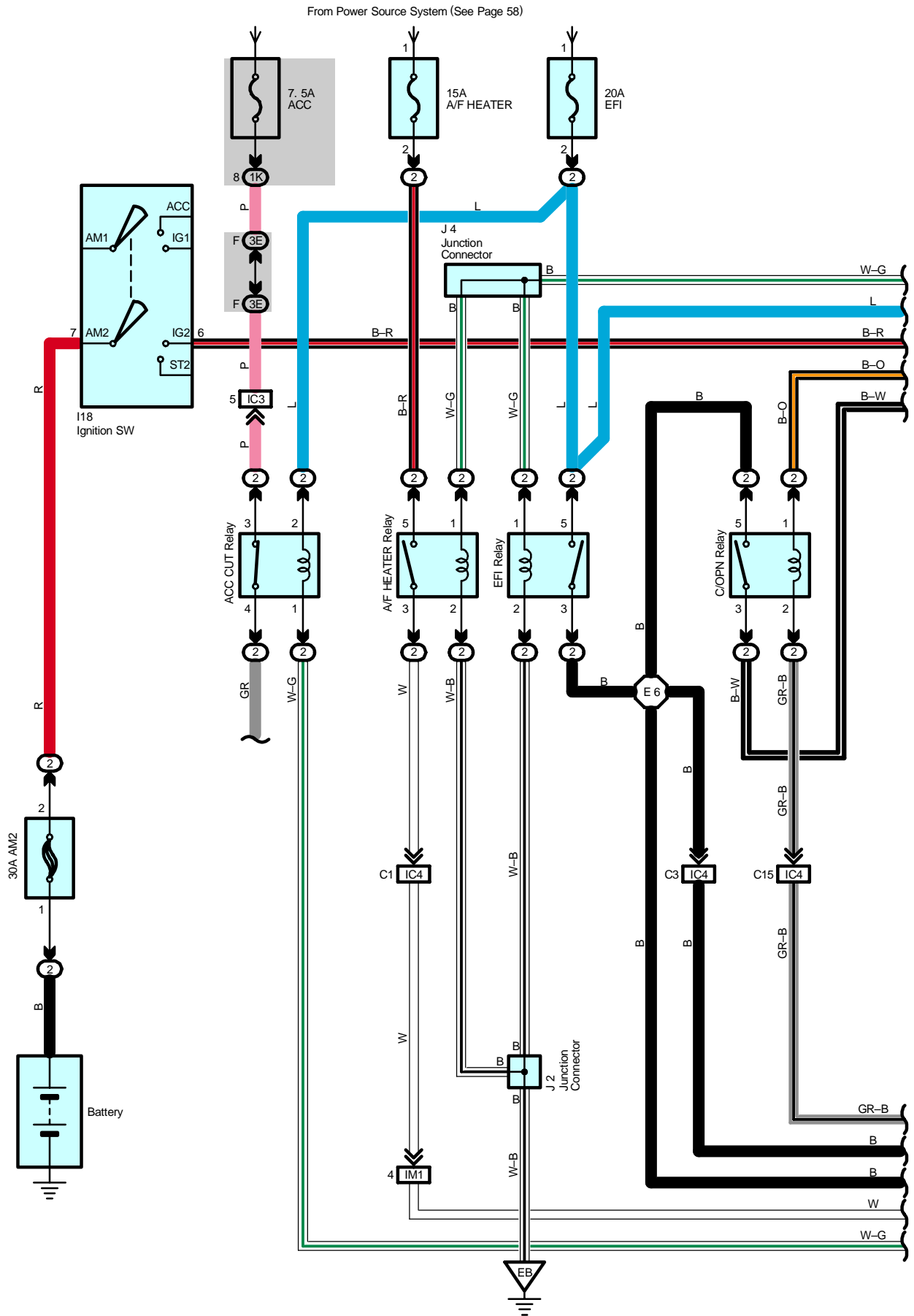
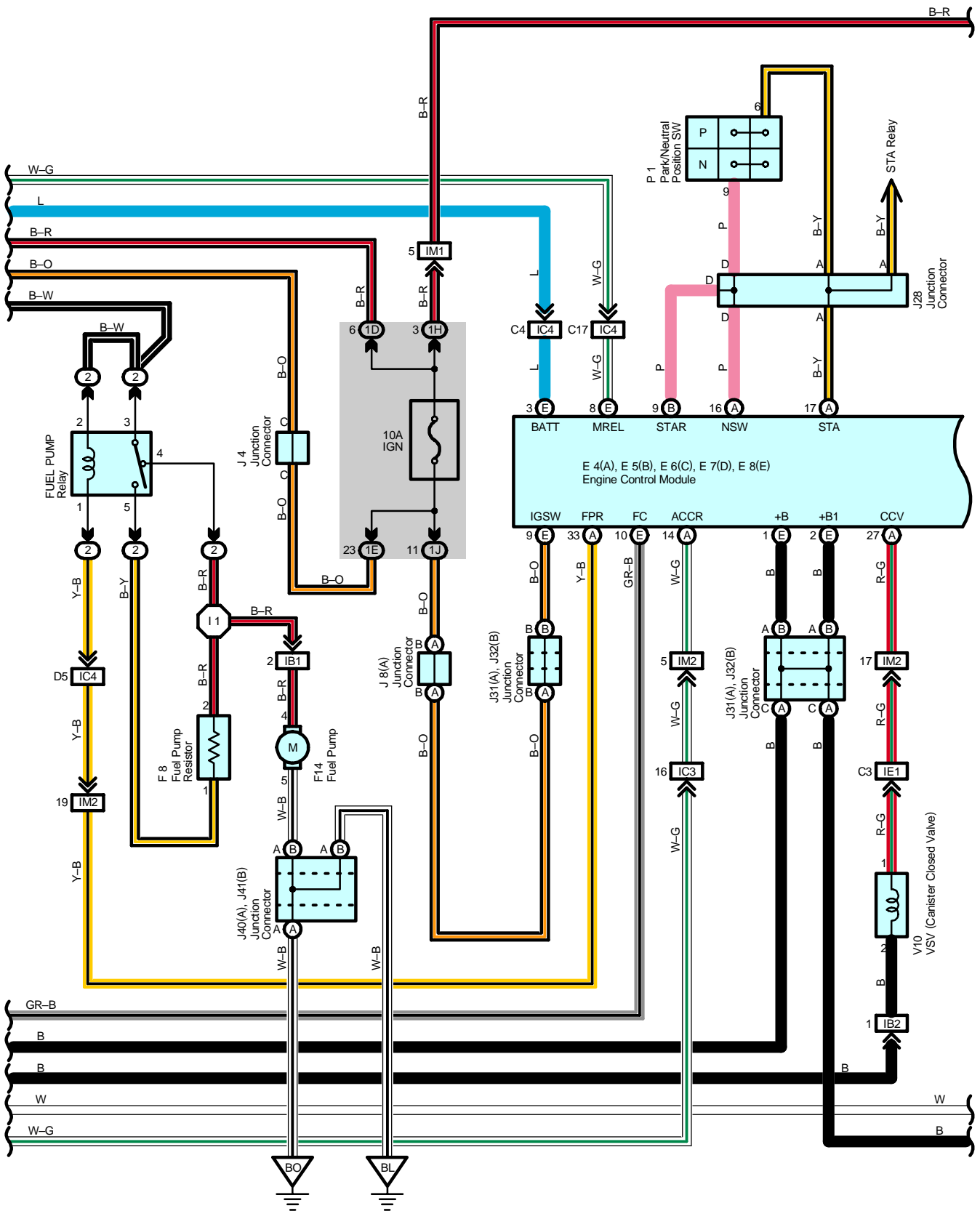


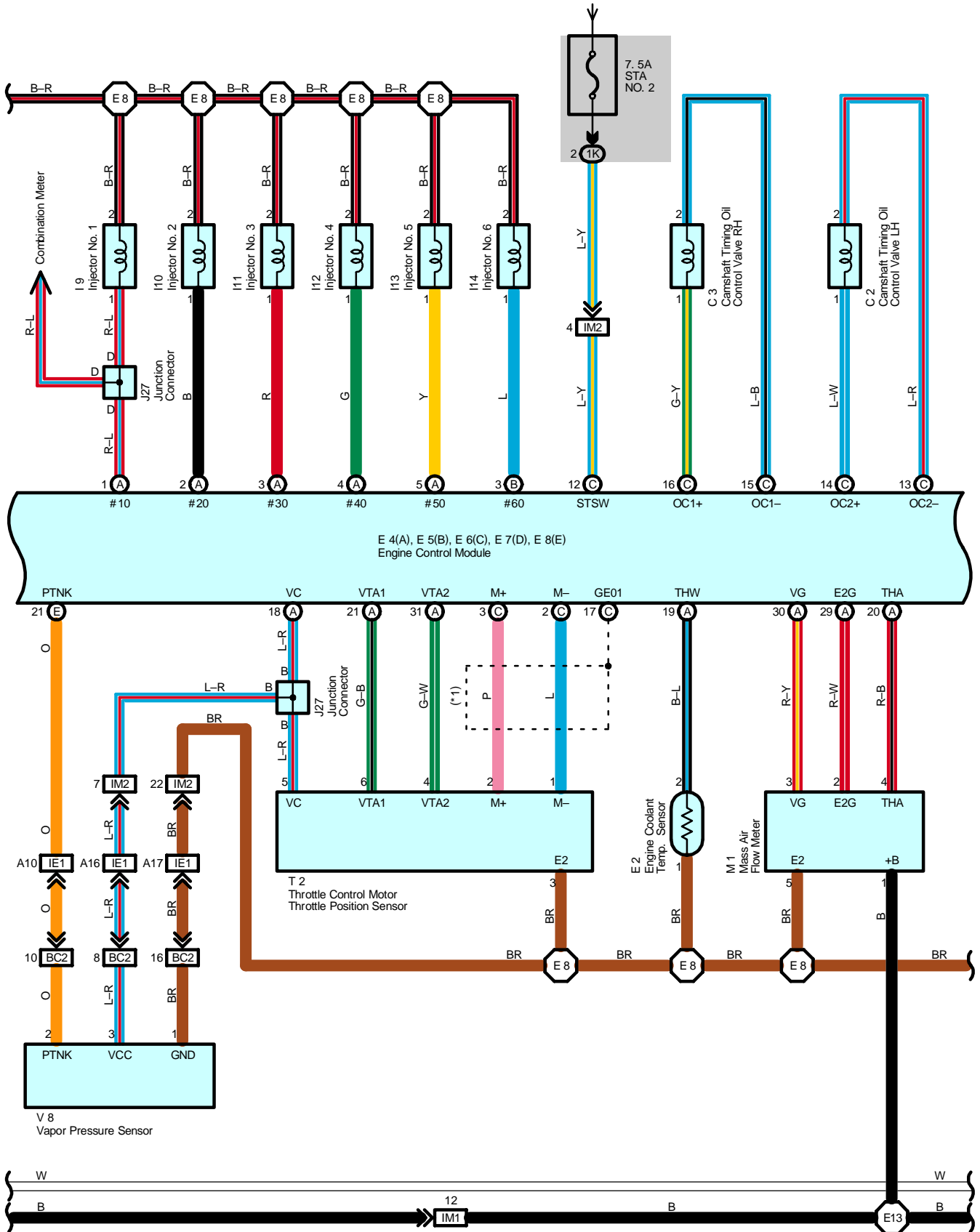
Engine Control (1GR-FE)



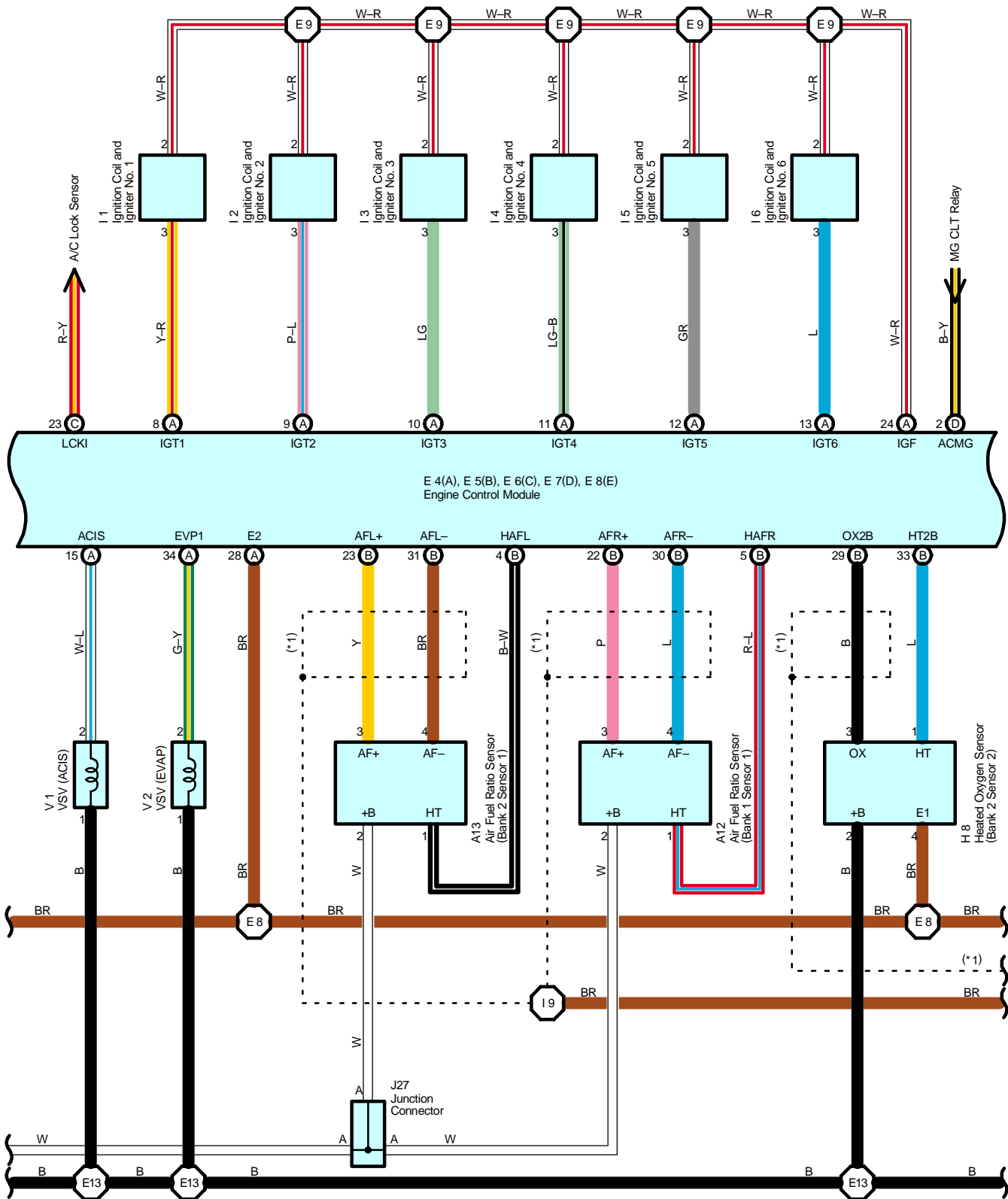


Engine Control (1GR-FE)

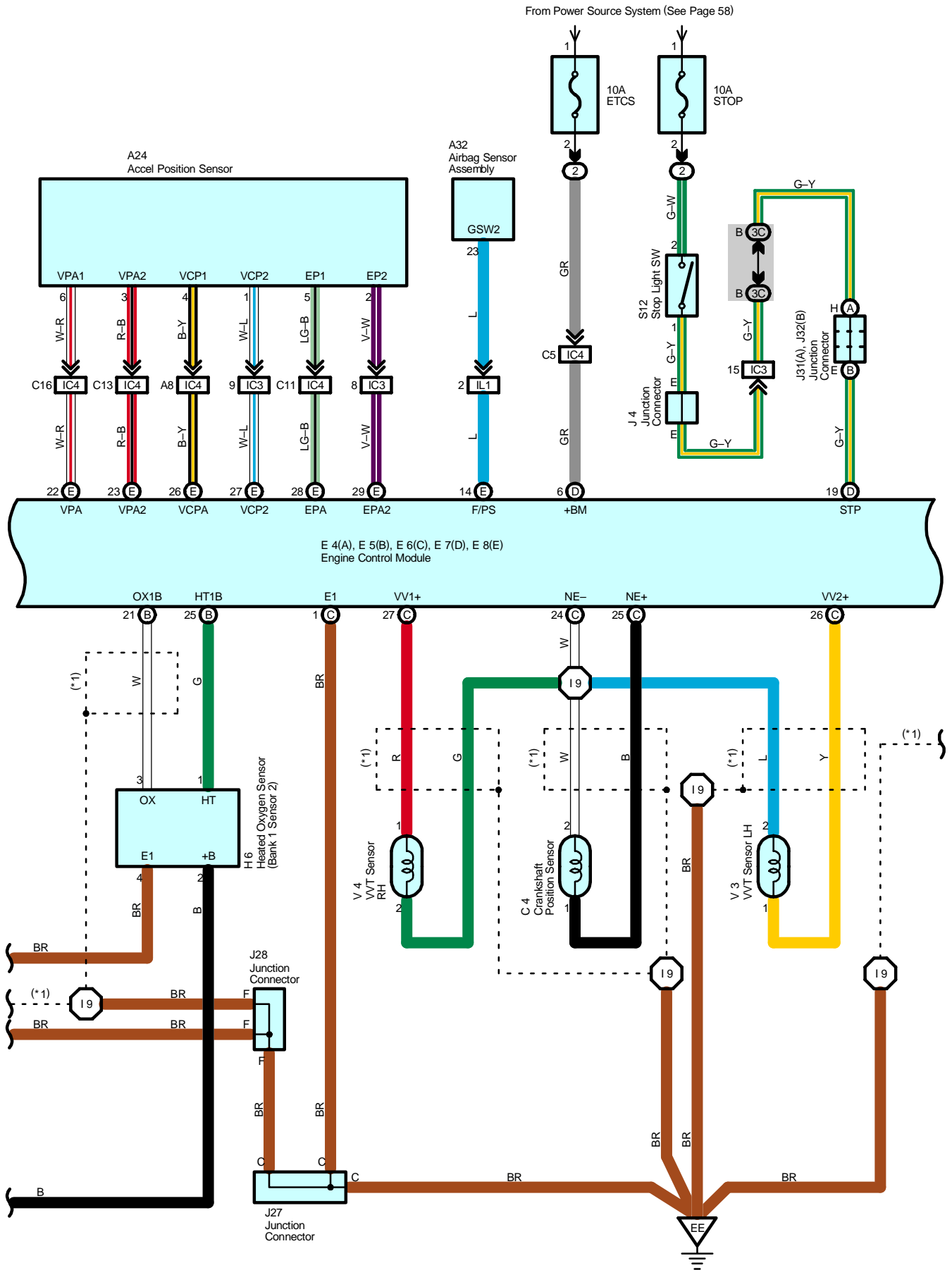
From Power Source System (See Page 58)

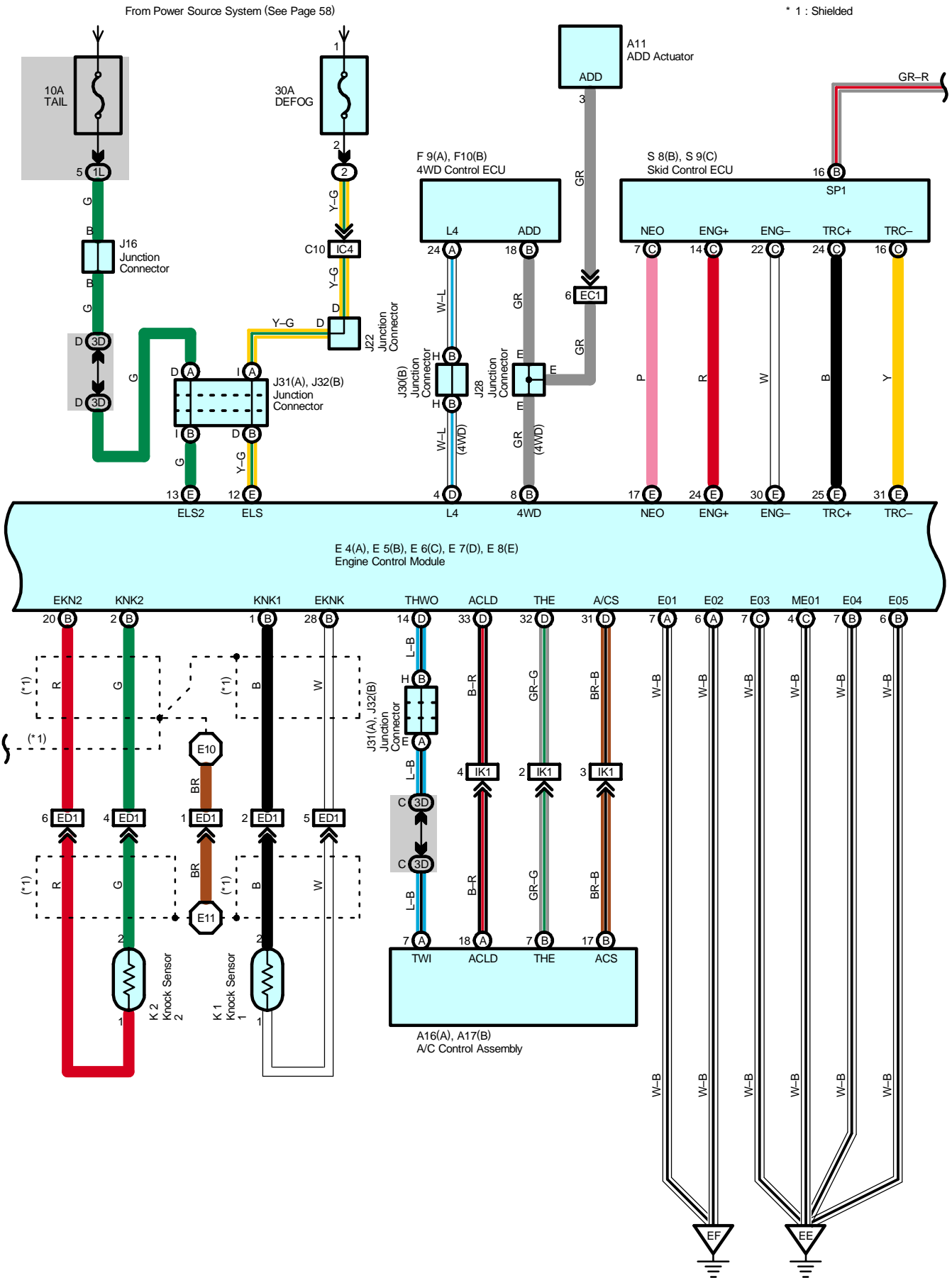


* 1 : Shielded



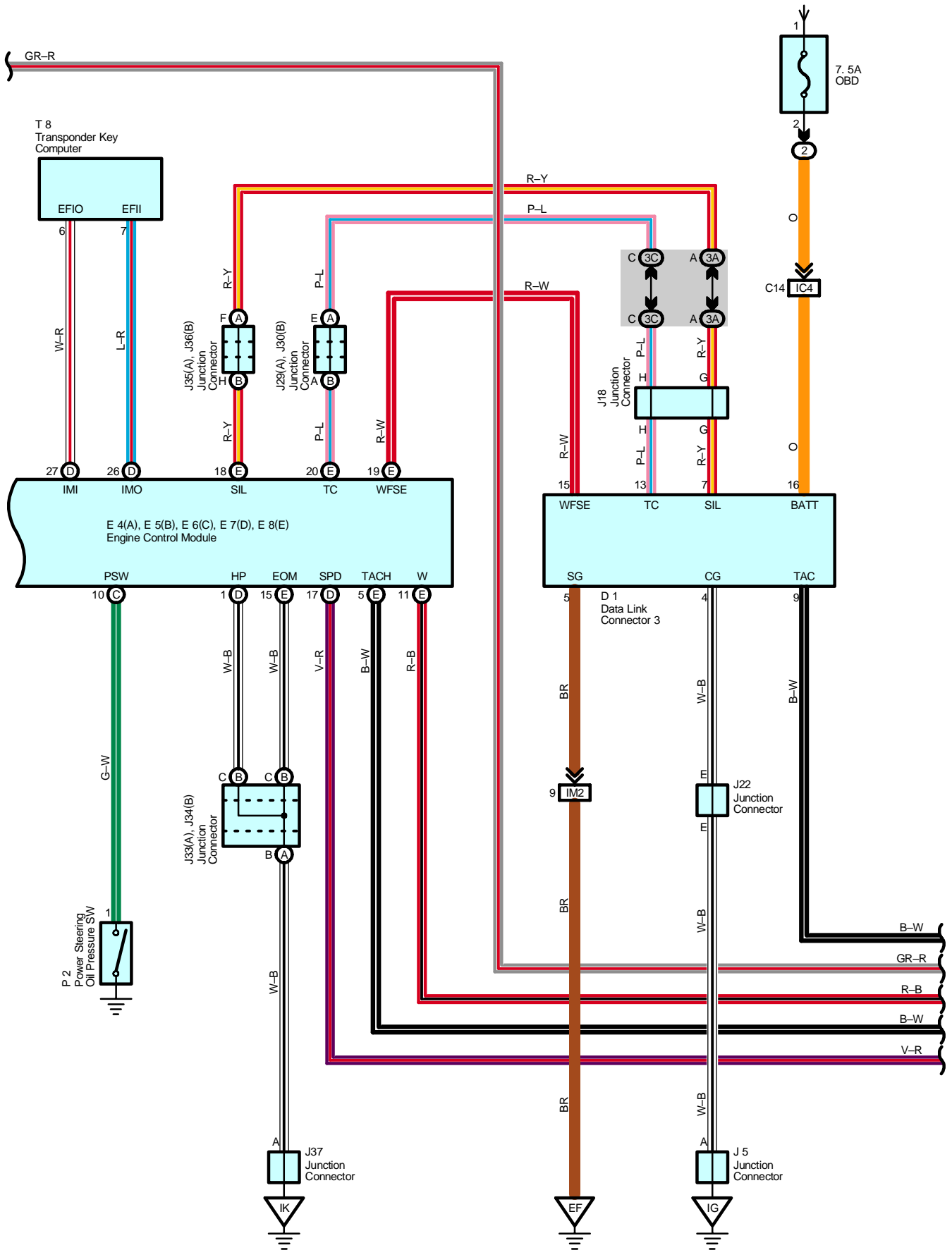
Engine Control (1GR-FE)

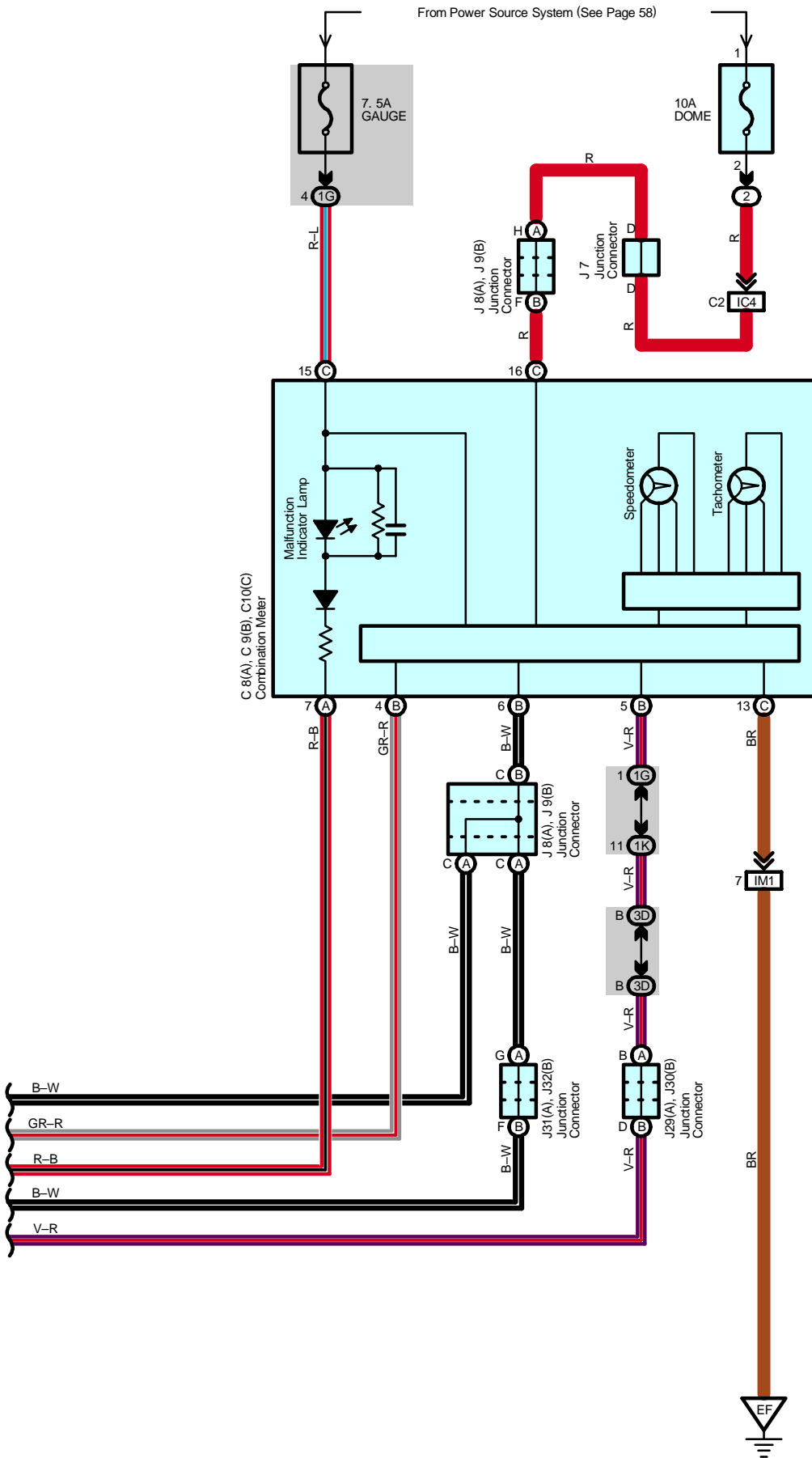




Engine Control (1GR-FE)

From Power Source System (See Page 58)





Engine Control (1GR-FE)

○ : Parts Location

| Code | See Page | Code | See Page | Code | See Page |
|------|-------------|------|-------------|------|-------------|
| A11 | 34 (1GR-FE) | I1 | 35 (1GR-FE) | J31 | A 38 |
| A12 | 34 (1GR-FE) | I2 | 35 (1GR-FE) | J32 | B 38 |
| A13 | 34 (1GR-FE) | I3 | 35 (1GR-FE) | J33 | A 38 |
| A16 | A 36 | I4 | 35 (1GR-FE) | J34 | B 38 |
| A17 | B 36 | I5 | 35 (1GR-FE) | J35 | A 38 |
| A24 | 36 | I6 | 35 (1GR-FE) | J36 | B 38 |
| A32 | 36 | I9 | 35 (1GR-FE) | J37 | 38 |
| C2 | 34 (1GR-FE) | I10 | 35 (1GR-FE) | J40 | A 40 |
| C3 | 34 (1GR-FE) | I11 | 35 (1GR-FE) | J41 | B 40 |
| C4 | 34 (1GR-FE) | I12 | 35 (1GR-FE) | K1 | 35 (1GR-FE) |
| C8 | A 37 | I13 | 35 (1GR-FE) | K2 | 35 (1GR-FE) |
| C9 | B 37 | I14 | 35 (1GR-FE) | M1 | 35 (1GR-FE) |
| C10 | C 37 | I18 | 37 | P1 | 35 (1GR-FE) |
| D1 | 37 | J2 | 35 (1GR-FE) | P2 | 35 (1GR-FE) |
| E2 | 34 (1GR-FE) | J4 | 38 | S8 | B 39 |
| E4 | A 37 | J5 | 38 | S9 | C 39 |
| E5 | B 37 | J7 | 38 | S12 | 39 |
| E6 | C 37 | J8 | A 38 | T2 | 35 (1GR-FE) |
| E7 | D 37 | J9 | B 38 | T8 | 39 |
| E8 | E 37 | J16 | 38 | V1 | 35 (1GR-FE) |
| F8 | 34 (1GR-FE) | J18 | 38 | V2 | 35 (1GR-FE) |
| F9 | A 37 | J22 | 38 | V3 | 35 (1GR-FE) |
| F10 | B 37 | J27 | 38 | V4 | 35 (1GR-FE) |
| F14 | 40 | J28 | 38 | V8 | 41 |
| H6 | 34 (1GR-FE) | J29 | A 38 | V10 | 41 |
| H8 | 34 (1GR-FE) | J30 | B 38 | | |

○ : Relay Blocks

| Code | See Page | Relay Blocks (Relay Block Location) |
|------|----------|---|
| 2 | 22 | Engine Room R/B (Engine Compartment Left) |

○ : Junction Block and Wire Harness Connector

| Code | See Page | Junction Block and Wire Harness (Connector Location) |
|------|----------|--|
| 1D | 24 | Engine Room Main Wire and Driver Side J/B (Lower Finish Panel) |
| 1E | | |
| 1G | 25 | Instrument Panel Wire and Driver Side J/B (Lower Finish Panel) |
| 1H | | |
| 1J | | |
| 1K | | |
| 1L | | |
| 3A | 28 | Instrument Panel Wire and Center J/B (Instrument Panel Brace RH) |
| 3C | | |
| 3D | | |
| 3E | | |

 : Connector Joining Wire Harness and Wire Harness

| Code | See Page | Joining Wire Harness and Wire Harness (Connector Location) |
|------|-----------------------------|---|
| EC1 | 46 (1GR-FE) | Engine Wire and Differential Wire (Near the Front Differential) |
| ED1 | 46 (1GR-FE) | Engine Wire and Sensor Wire (Rear Side of Right Bank Cylinder Block) |
| IB1 | 48 | Floor No.2 Wire and Engine Room Main Wire (Left Kick Panel) |
| IB2 | | |
| IC3 | 48 | Instrument Panel Wire and Engine Room Main Wire (Left Kick Panel) |
| IC4 | | |
| IE1 | 50 | Instrument Panel Wire and Floor No.2 Wire (Left Kick Panel) |
| IK1 | 50 | Instrument Panel Wire and Instrument Panel Wire (Left Upper Side of the Glove Box) |
| IL1 | 50 | Instrument Panel Wire and Instrument Panel Wire (Right Upper Side of the Glove Box) |
| IM1 | 52 | Engine Wire and Instrument Panel Wire (Right Side of Blower Unit) |
| IM2 | | |
| BC2 | 54 | Frame Wire and Floor No.2 Wire (Under the Rear LH Seat) |

 : Ground Points

| Code | See Page | Ground Points Location |
|------|-----------------------------|--|
| EB | 46 (1GR-FE) | Front Left Fender |
| EE | 46 (1GR-FE) | Rear Side of Right Bank Cylinder Block |
| EF | 46 (1GR-FE) | Rear Side of Left Bank Cylinder Block |
| IG | 48 | Left Kick Panel |
| IK | 48 | Right Kick Panel |
| BL | 54 | Floor Seat Crossmember LH |
| BO | 54 | Rear Pillar LH |

 : Splice Points

| Code | See Page | Wire Harness with Splice Points | Code | See Page | Wire Harness with Splice Points |
|------|-----------------------------|---------------------------------|------|-----------------------------|---------------------------------|
| E6 | 46 (1GR-FE) | Engine Room Main Wire | E11 | 46 (1GR-FE) | Sensor Wire |
| E8 | 46 (1GR-FE) | Engine Wire | E13 | 46 (1GR-FE) | Engine Wire |
| E9 | | | I1 | 50 | Engine Room Main Wire |
| E10 | | | I9 | 50 | Engine Wire |