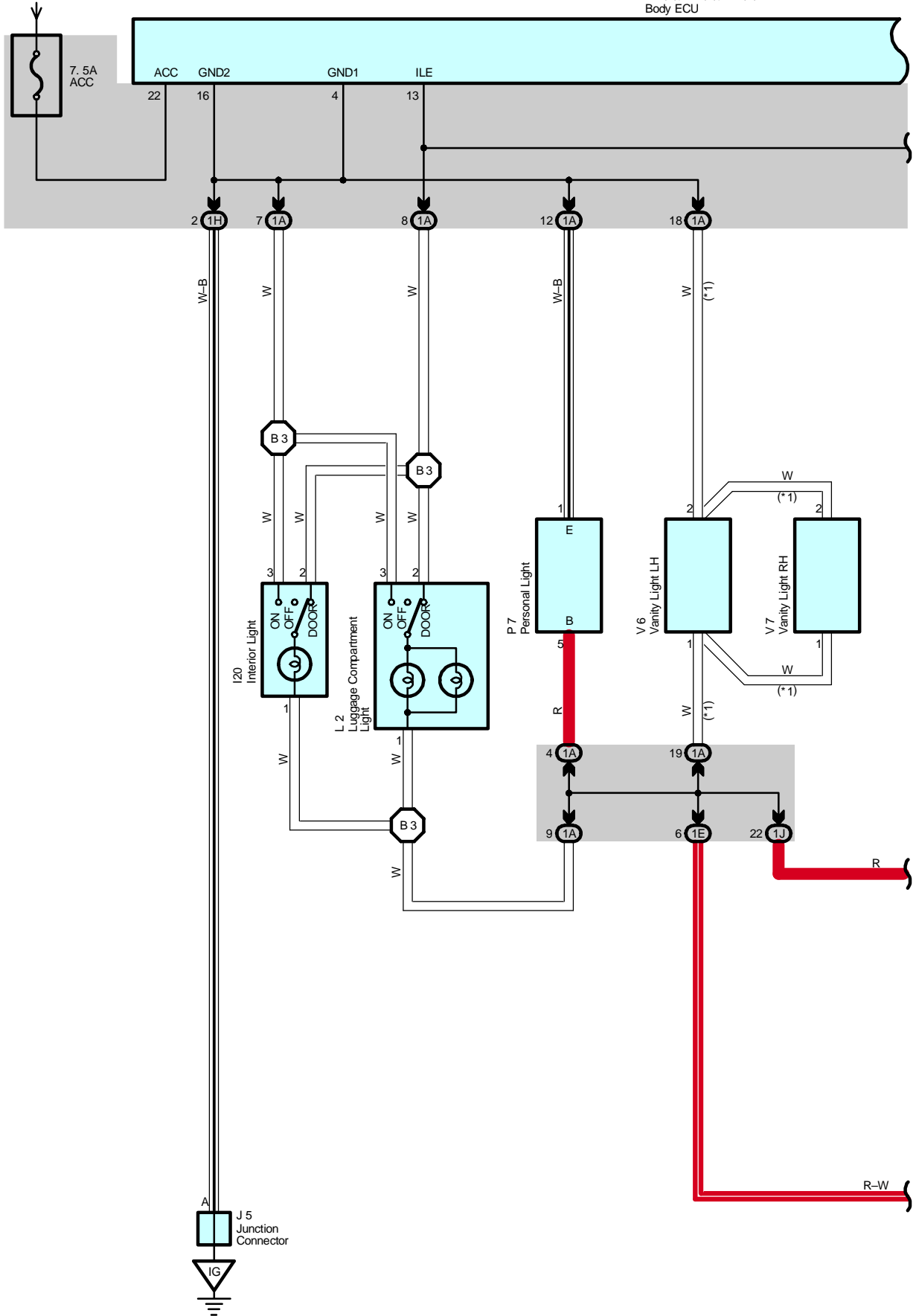


Interior Light

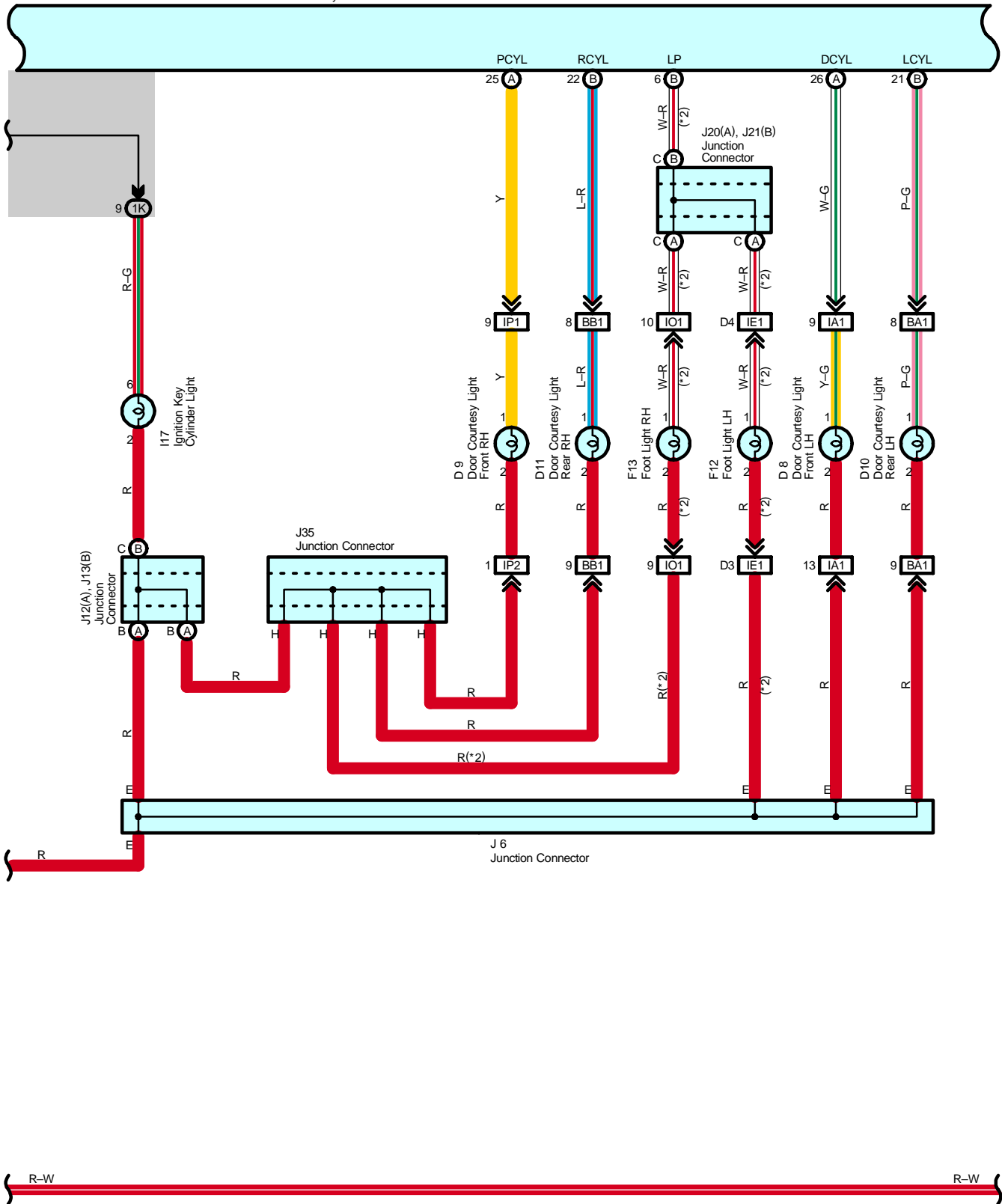
From Power Source System (See Page 58)

B 4(A), B 5(B), B 6(C)
Body ECU

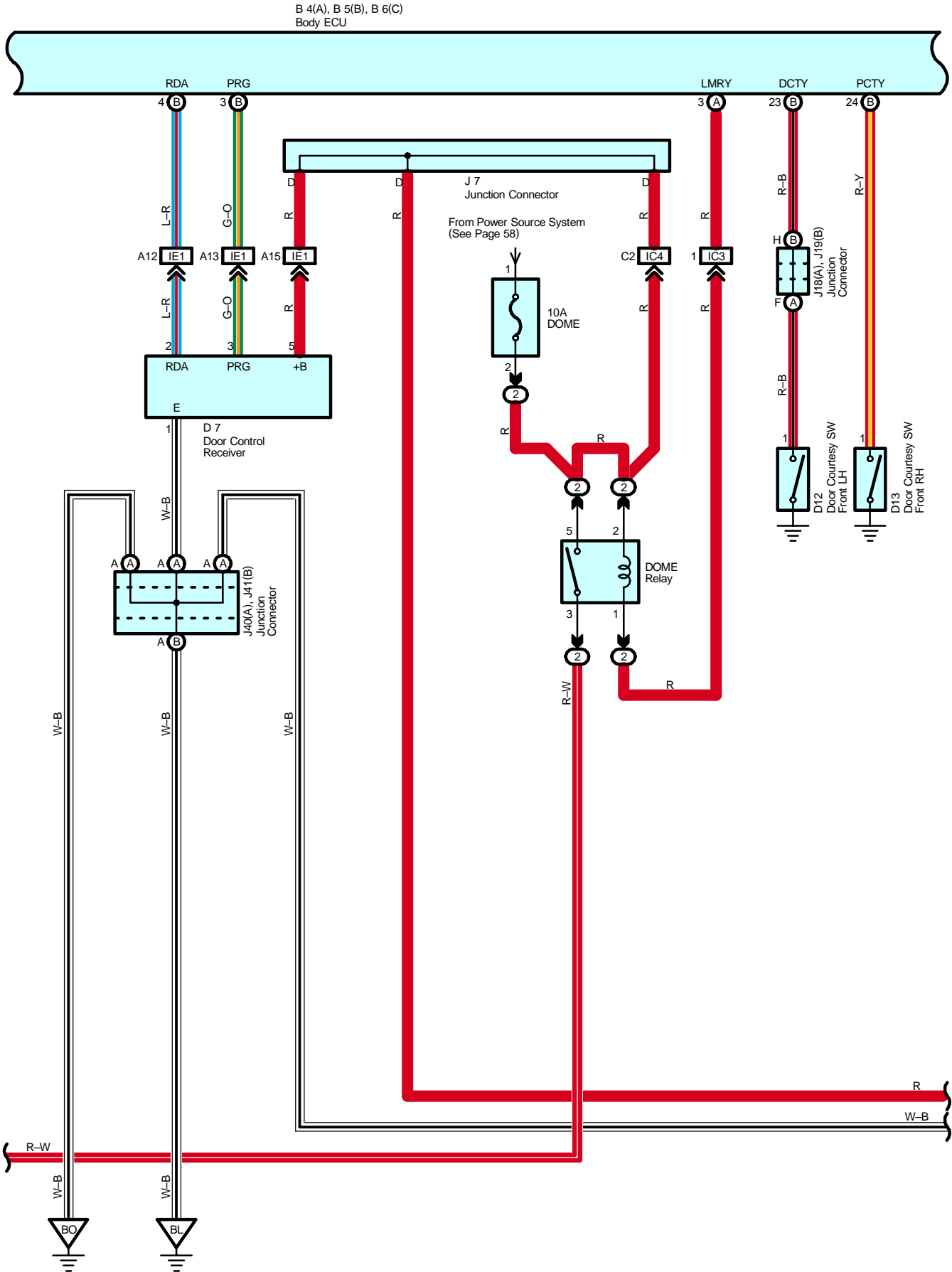


B 4(A), B 5(B), B 6(C)
Body ECU

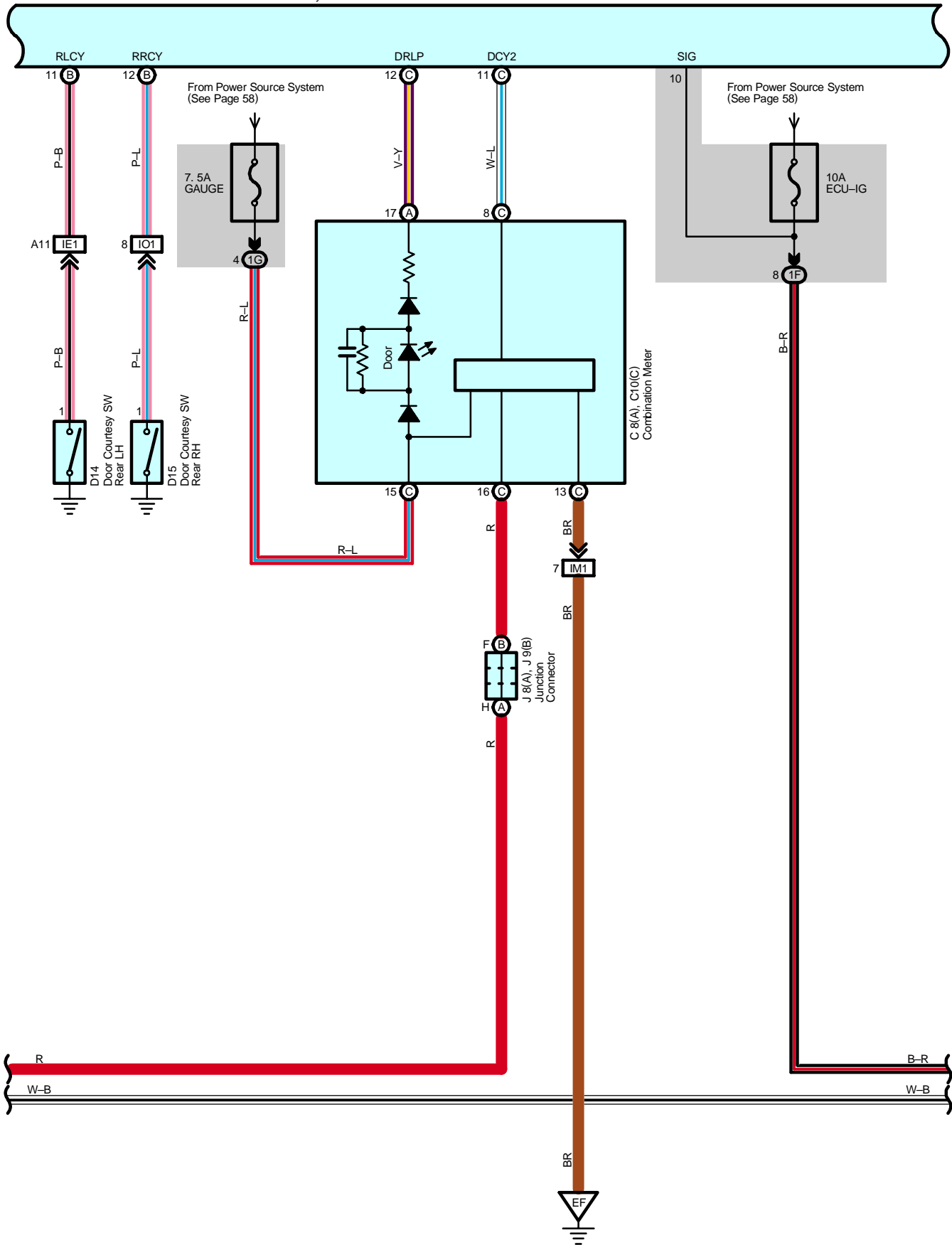
* 1 : w/ Vanity Light
* 2 : Limited



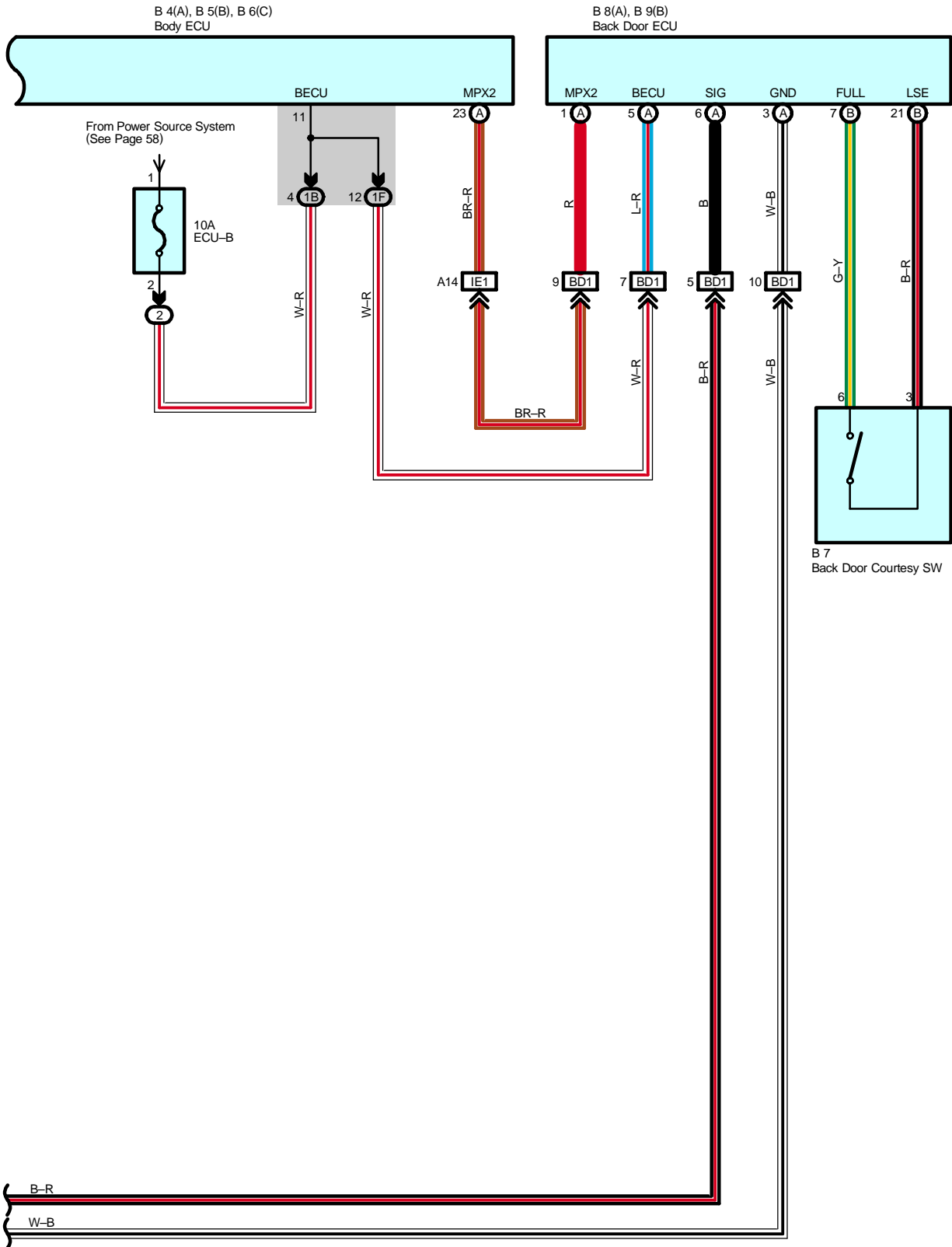
Interior Light



B 4(A), B 5(B), B 6(C)
Body ECU



Interior Light



System Outline

The interior light is controlled by the body ECU. This system has following features.

1. Normal Operation

- * When one of the doors opened, the interior light, luggage compartment light and open door warning light is turned on. When the all doors are closed, the interior light, luggage compartment light and open door warning light is turned off.

2. Illuminated Entry System

- * When a door is unlocked through a key operation or transmitter operation, or if a door is opened or closed, the illuminated entry system turns ON the interior light and the ignition key illumination.
- * If the ignition switch is turned to the ACC or ON position or if all doors are locked during the 15 seconds in which these lights are ON, they will immediately turn OFF.

○ : Parts Location

Code		See Page	Code		See Page	Code		See Page
B4	A	36	D12	40	J12	A	38	
B5	B	36	D13	40	J13	B	38	
B6	C	36	D14	40	J18	A	38	
B7		40	D15	40	J19	B	38	
B8	A	40	F12	40	J20	A	38	
B9	B	40	F13	40	J21	B	38	
C8	A	37	I17	37	J35		38	
C10	C	37	I20	40	J40	A	40	
D7		40	J5	38	J41	B	40	
D8		40	J6	38	L2		40	
D9		40	J7		P7	41		
D10		40	J8	A	V6	41		
D11		40	J9	B	V7	41		

○ : Relay Blocks

Code	See Page	Relay Blocks (Relay Block Location)
2	22	Engine Room R/B (Engine Compartment Left)

○ : Junction Block and Wire Harness Connector

Code	See Page	Junction Block and Wire Harness (Connector Location)
1A	24	Roof Wire and Driver Side J/B (Lower Finish Panel)
1B	24	Engine Room Main Wire and Driver Side J/B (Lower Finish Panel)
1E		
1F	24	Floor No.2 Wire and Driver Side J/B (Lower Finish Panel)
1G	25	Instrument Panel Wire and Driver Side J/B (Lower Finish Panel)
1H		
1J		
1K		

Interior Light

 : Connector Joining Wire Harness and Wire Harness

Code	See Page	Joining Wire Harness and Wire Harness (Connector Location)
IA1	48	Front Door LH Wire and Instrument Panel Wire (Left Kick Panel)
IC3	48	Instrument Panel Wire and Engine Room Main Wire (Left Kick Panel)
IC4		
IE1	50	Instrument Panel Wire and Floor No.2 Wire (Left Kick Panel)
IM1	52	Engine Wire and Instrument Panel Wire (Right Side of Blower Unit)
IO1	52	Instrument Panel Wire and Floor Wire (Right Kick Panel)
IP1	52	Front Door RH Wire and Instrument Panel Wire (Right Kick Panel)
IP2		
BA1	54	Rear Door No.2 Wire and Instrument Panel Wire (Left Center Pillar)
BB1	54	Rear Door No.1 Wire and Instrument Panel Wire (Right Center Pillar)
BD1	54	Back Door No.1 Wire and Floor No.2 Wire (Left Rear Side of Roof)

 : Ground Points

Code	See Page	Ground Points Location
EF	44 (2UZ-FE)	Rear Side of Left Bank Cylinder Block
	46 (1GR-FE)	
IG	48	Left Kick Panel
BL	54	Floor Seat Crossmember LH
BO	54	Rear Pillar LH

 : Splice Points

Code	See Page	Wire Harness with Splice Points	Code	See Page	Wire Harness with Splice Points
B3	54	Roof Wire			

