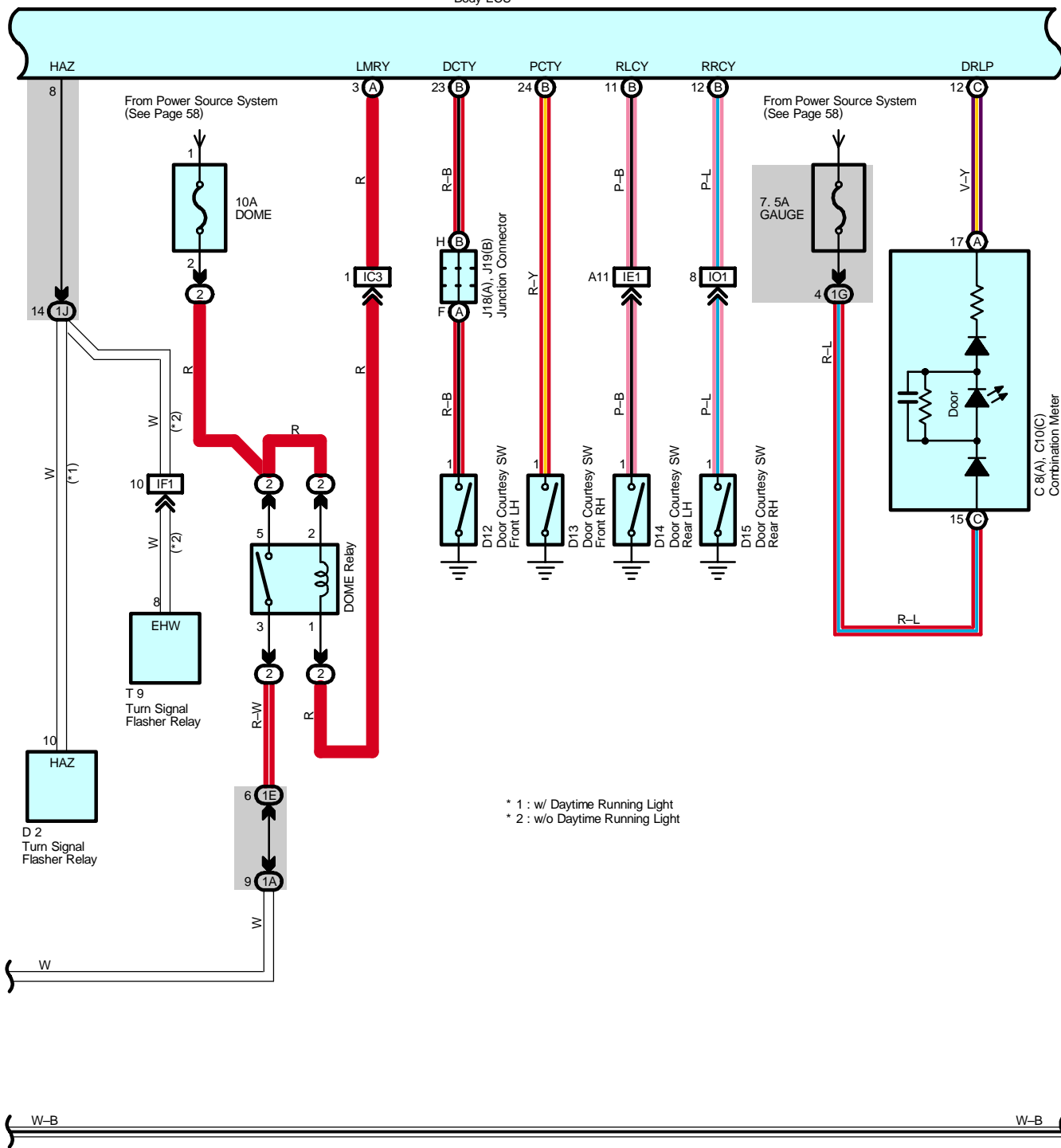


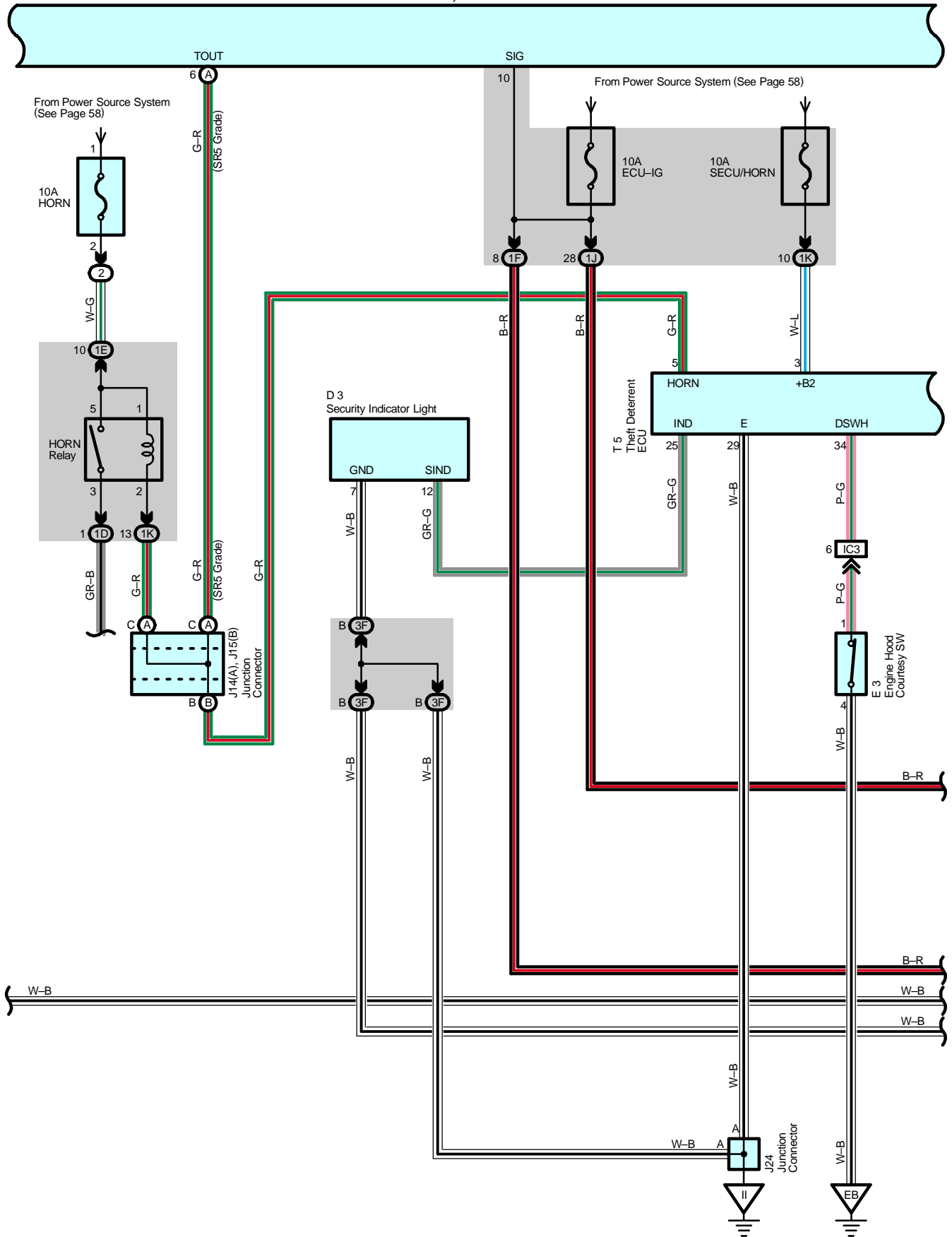


B 4(A), B 5(B), B 6(C)  
Body ECU

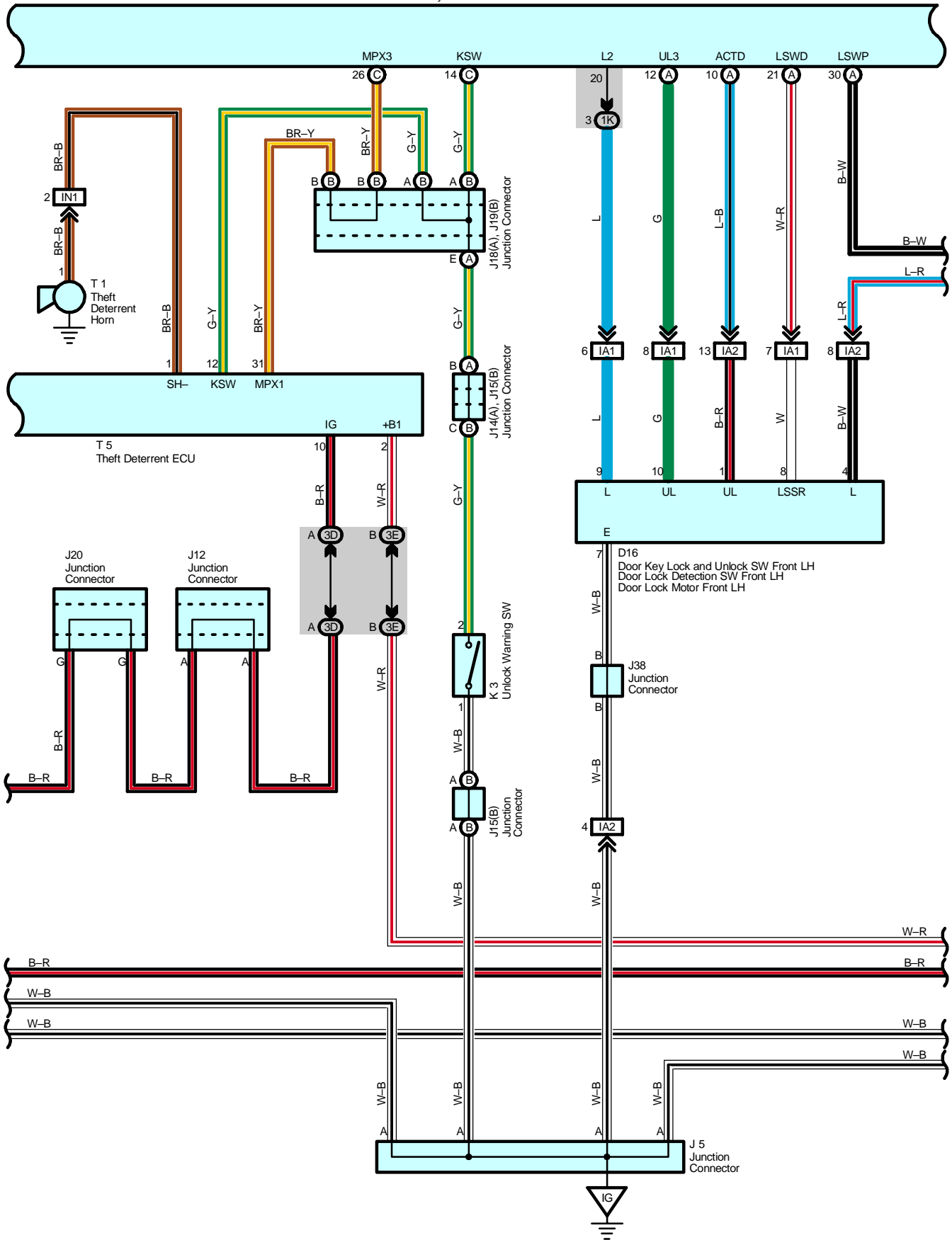


# Theft Deterrent

B 4(A), B 5(B), B 6(C)  
Body ECU

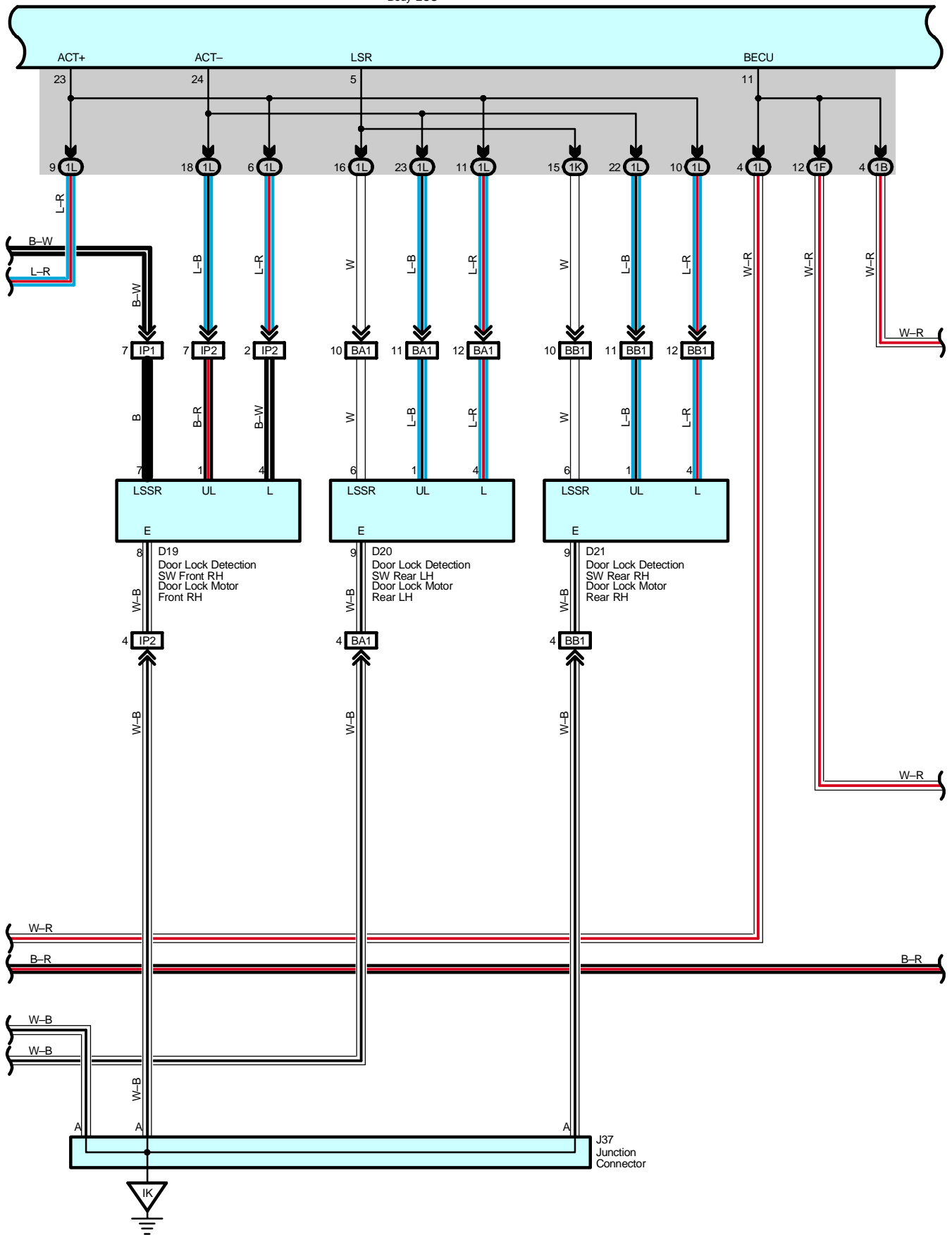


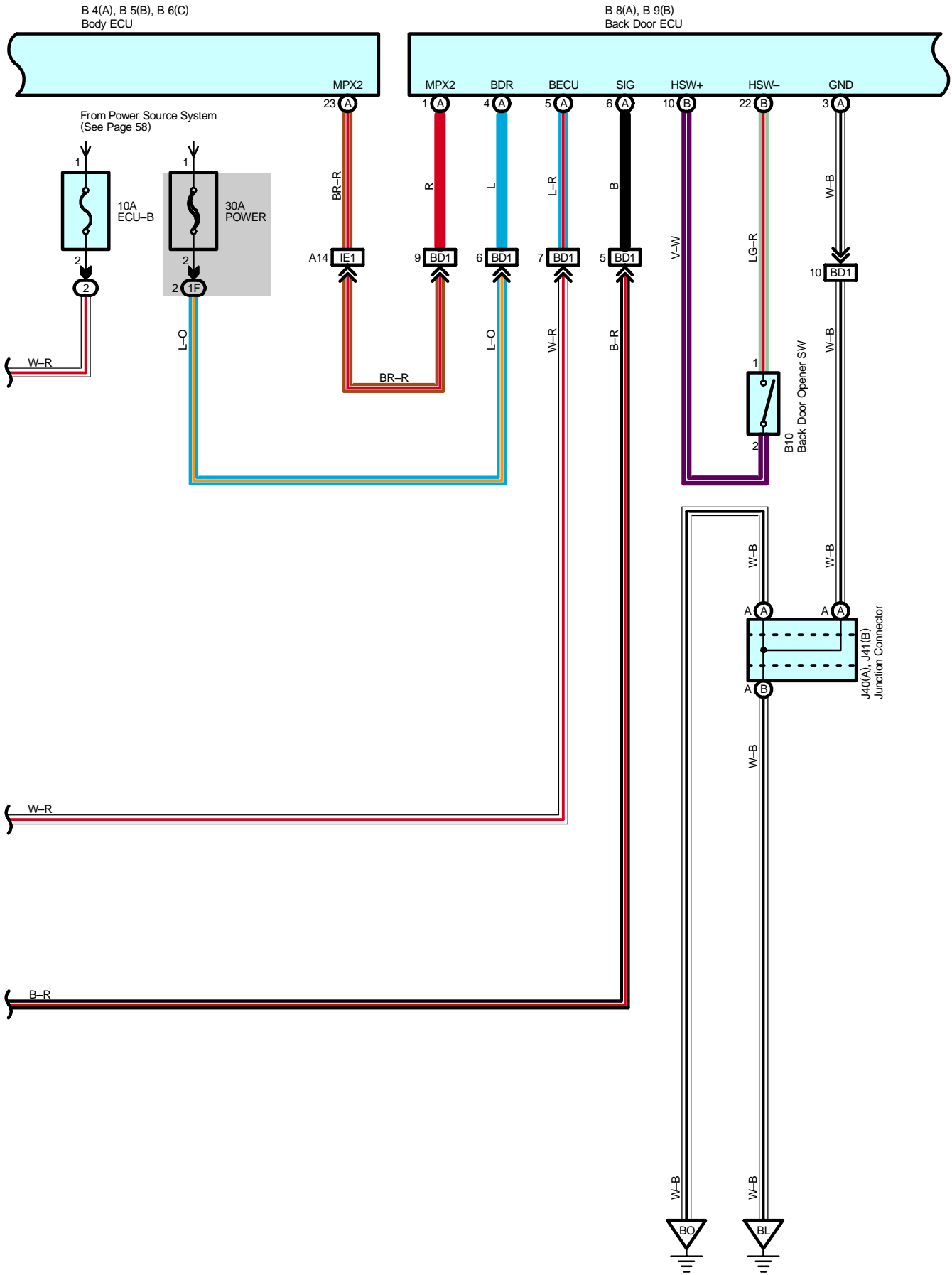
B 4(A), B 5(B), B 6(C)  
Body ECU



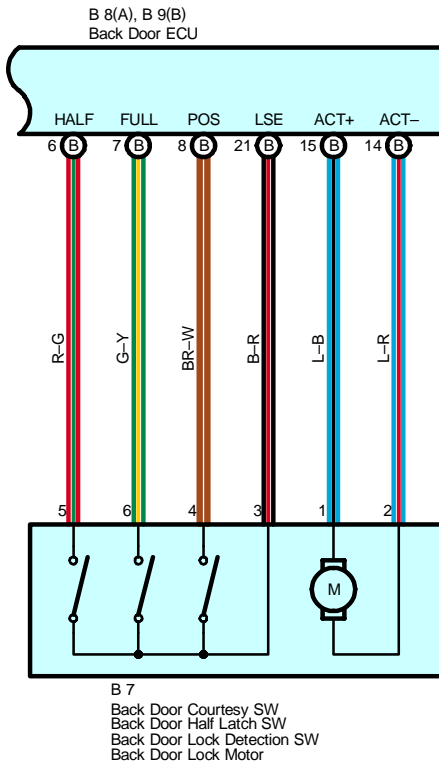
# Theft Deterrent

B 4(A), B 5(B), B 6(C)  
Body ECU





# Theft Deterrent



## Service Hints

### Body ECU

- 11, 12–Ground : Always approx. 12 volts
- 10–Ground : Approx. 12 volts with ignition SW at ON position
- 22–Ground : Approx. 12 volts with ignition SW at ACC or ON position
- 4, 16–Ground : Always continuity

### B8 (A) Back Door ECU

- (A) 4, (A) 5–Ground : Always approx. 12 volts
- (A) 6–Ground : Approx. 12 volts with ignition SW at ON position
- (A) 3–Ground : Always continuity

### T5 Theft Deterrent ECU

- 2, 3–Ground : Always approx. 12 volts
- 10–Ground : Approx. 12 volts with ignition SW at ON position
- 29–Ground : Always continuity

## ○ : Parts Location

Code	See Page	Code	See Page	Code	See Page		
B4	A	36	D15	40	J20	38	
B5	B	36	D16	40	J24	38	
B6	C	36	D19	40	J37	38	
B7		40	D20	40	J38	40	
B8	A	40	D21	40	J40	A	40
B9	B	40	E3	32 (2UZ–FE)	J41	B	40
B10		40		34 (1GR–FE)	K3		39
C8	A	37	I20	40	L2	40	
C10	C	37	J5	38	T1	33 (2UZ–FE)	
D2		37	J12	38		35 (1GR–FE)	
D3		37	J14	A	T5	39	
D12		40	J15	B	T9	39	
D13		40	J18	A			
D14		40	J19	B			

## ○ : Relay Blocks

Code	See Page	Relay Blocks (Relay Block Location)
2	22	Engine Room R/B (Engine Compartment Left)

## ○ : Junction Block and Wire Harness Connector

Code	See Page	Junction Block and Wire Harness (Connector Location)
1A	24	Roof Wire and Driver Side J/B (Lower Finish Panel)
1B	24	Engine Room Main Wire and Driver Side J/B (Lower Finish Panel)
1C		
1D		
1E		
1F		
1G	25	Instrument Panel Wire and Driver Side J/B (Lower Finish Panel)
1H		
1J		
1K		
1L		
3D	28	Instrument Panel Wire and Center J/B (Instrument Panel Brace RH)
3E		
3F		

# Theft Deterrent

## : Connector Joining Wire Harness and Wire Harness

Code	See Page	Joining Wire Harness and Wire Harness (Connector Location)
IA1	48	Front Door LH Wire and Instrument Panel Wire (Left Kick Panel)
IA2		
IC3	48	Instrument Panel Wire and Engine Room Main Wire (Left Kick Panel)
IE1	50	Instrument Panel Wire and Floor No.2 Wire (Left Kick Panel)
IF1	50	Instrument Panel Wire and Relay Wire (Behind the Instrument Panel J/B)
IN1	52	Instrument Panel Wire and Engine Room Main Wire (Right Kick Panel)
IO1	52	Instrument Panel Wire and Floor Wire (Right Kick Panel)
IP1	52	Front Door RH Wire and Instrument Panel Wire (Right Kick Panel)
IP2		
BA1	54	Rear Door No.2 Wire and Instrument Panel Wire (Left Center Pillar)
BB1	54	Rear Door No.1 Wire and Instrument Panel Wire (Right Center Pillar)
BD1	54	Back Door No.1 Wire and Floor No.2 Wire (Left Rear Side of Roof)

## : Ground Points

Code	See Page	Ground Points Location
EB	44 (2UZ-FE)	Front Left Fender
	46 (1GR-FE)	
IG	48	Left Kick Panel
II	48	Instrument Panel Brace RH
IK	48	Right Kick Panel
BL	54	Floor Seat Crossmember LH
BO	54	Rear Pillar LH

## : Splice Points

Code	See Page	Wire Harness with Splice Points	Code	See Page	Wire Harness with Splice Points
B3	54	Roof Wire			

