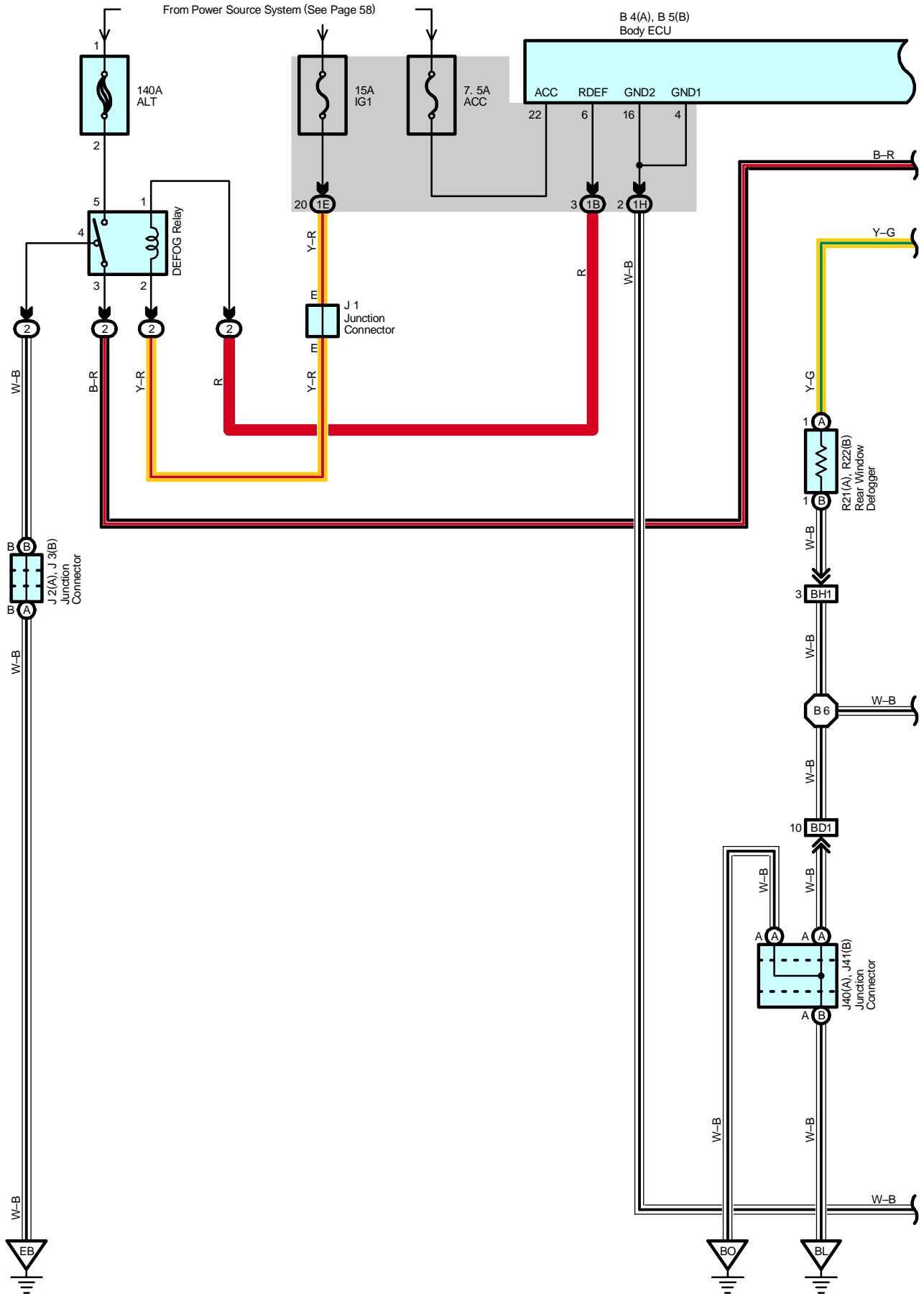
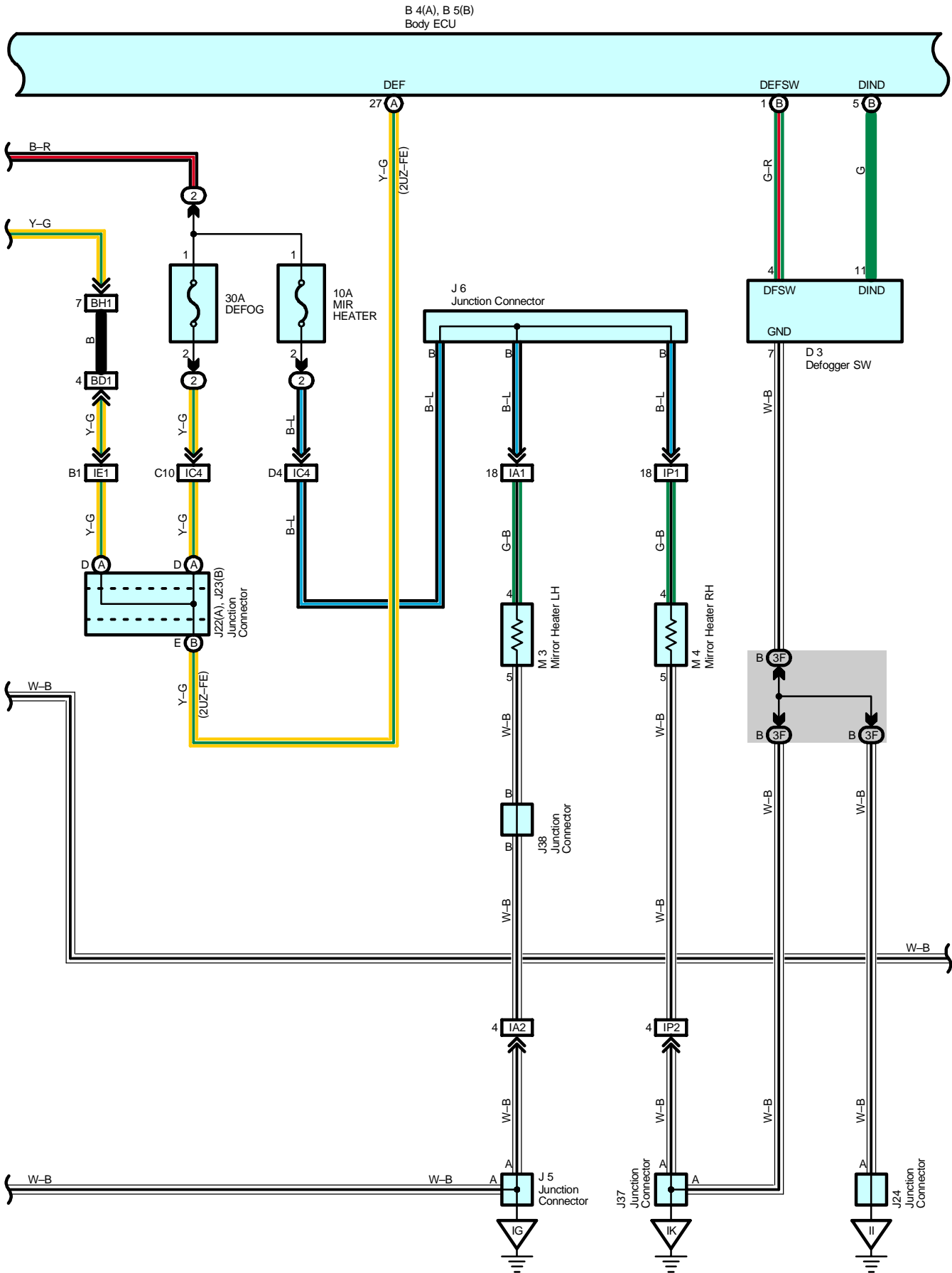
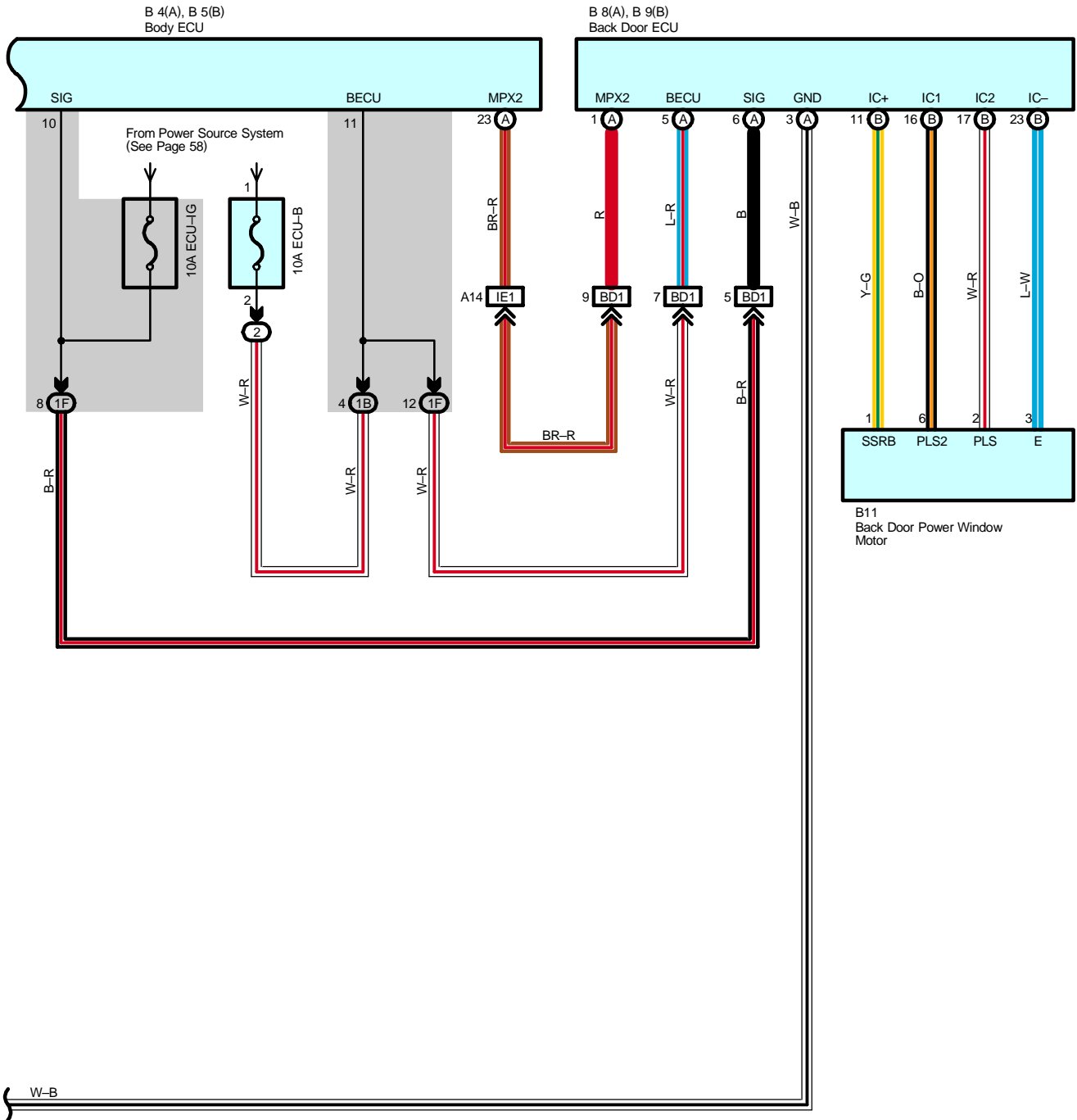


# Rear Window Defogger and Mirror Heater





# Rear Window Defogger and Mirror Heater



## System Outline

### \* Start control

Turning the rear window defogger SW ON, with the ignition SW ON and the back door window fully closed, initiates operation of the rear window defogger and illuminates the indicator lamp for 15 minutes.

### \* Stop control

When any one of the following conditions exists, rear window defogger operation comes to a stop and the indicator lamp goes out.

\* The ignition SW is turned from the ON position to either the ACC or OFF position.

\* The rear window defogger SW is pressed ON again when rear window defogger operation is already under way.

\* The back door window is open.

## Service Hints

### DEFOG Relay

5-3 : Closed with the ignition SW at ON position and rear window defogger SW on

### D3 Defogger SW

4-7 : Continuity with the ignition SW at ON position and rear window defogger SW on

## ○ : Parts Location

| Code | See Page      | Code | See Page      | Code | See Page |
|------|---------------|------|---------------|------|----------|
| B4   | A 36          | J2   | A 35 (1GR-FE) | J38  | 40       |
| B5   | B 36          | J3   | B 33 (2UZ-FE) | J40  | A 40     |
| B8   | A 40          |      |               | J41  | B 40     |
| B9   | B 40          | J5   | 38            | M3   | 41       |
| B11  | 40            | J6   | 38            | M4   | 41       |
| D3   | 37            | J22  | A 38          | R21  | A 41     |
| J1   | 33 (2UZ-FE)   | J23  | B 38          | R22  | B 41     |
|      | 35 (1GR-FE)   | J24  | 38            |      |          |
| J2   | A 33 (2UZ-FE) | J37  | 38            |      |          |

## ○ : Relay Blocks

| Code | See Page | Relay Blocks (Relay Block Location)       |
|------|----------|---|
| 2    | 22       | Engine Room R/B (Engine Compartment Left) |

## ○ : Junction Block and Wire Harness Connector

| Code | See Page | Junction Block and Wire Harness (Connector Location)             |
|------|----------|--|
| 1B   | 24       | Engine Room Main Wire and Driver Side J/B (Lower Finish Panel)   |
| 1E   |          |  |
| 1F   | 24       | Floor No.2 Wire and Driver Side J/B (Lower Finish Panel)         |
| 1H   | 25       | Instrument Panel Wire and Driver Side J/B (Lower Finish Panel)   |
| 3F   | 28       | Instrument Panel Wire and Center J/B (Instrument Panel Brace RH) |

## □ : Connector Joining Wire Harness and Wire Harness

| Code | See Page | Joining Wire Harness and Wire Harness (Connector Location)           |
|------|----------|--|
| IA1  | 48       | Front Door LH Wire and Instrument Panel Wire (Left Kick Panel)       |
| IA2  |          |  |
| IC4  | 48       | Instrument Panel Wire and Engine Room Main Wire (Left Kick Panel)    |
| IE1  | 50       | Instrument Panel Wire and Floor No.2 Wire (Left Kick Panel)          |
| IP1  | 52       | Front Door RH Wire and Instrument Panel Wire (Right Kick Panel)      |
| IP2  |          |  |
| BD1  | 54       | Back Door No.1 Wire and Floor No.2 Wire (Left Rear Side of Roof)     |
| BH1  | 54       | Back Door No.1 Wire and Back Door No.2 Wire (Left Side of Back Door) |

# Rear Window Defogger and Mirror Heater

 : **Ground Points**

| Code | See Page                    | Ground Points Location    |
|------|-----------------------------|---------------------------|
| EB   | <a href="#">44 (2UZ-FE)</a> | Front Left Fender         |
|      | <a href="#">46 (1GR-FE)</a> |                           |
| IG   | <a href="#">48</a>          | Left Kick Panel           |
| II   | <a href="#">48</a>          | Instrument Panel Brace RH |
| IK   | <a href="#">48</a>          | Right Kick Panel          |
| BL   | <a href="#">54</a>          | Floor Seat Crossmember LH |
| BO   | <a href="#">54</a>          | Rear Pillar LH            |

 : **Splice Points**

| Code | See Page           | Wire Harness with Splice Points | Code | See Page | Wire Harness with Splice Points |
|------|--------------------|---------------------------------|------|----------|---------------------------------|
| B6   | <a href="#">54</a> | Back Door No.1 Wire             |      |          |                                 |

