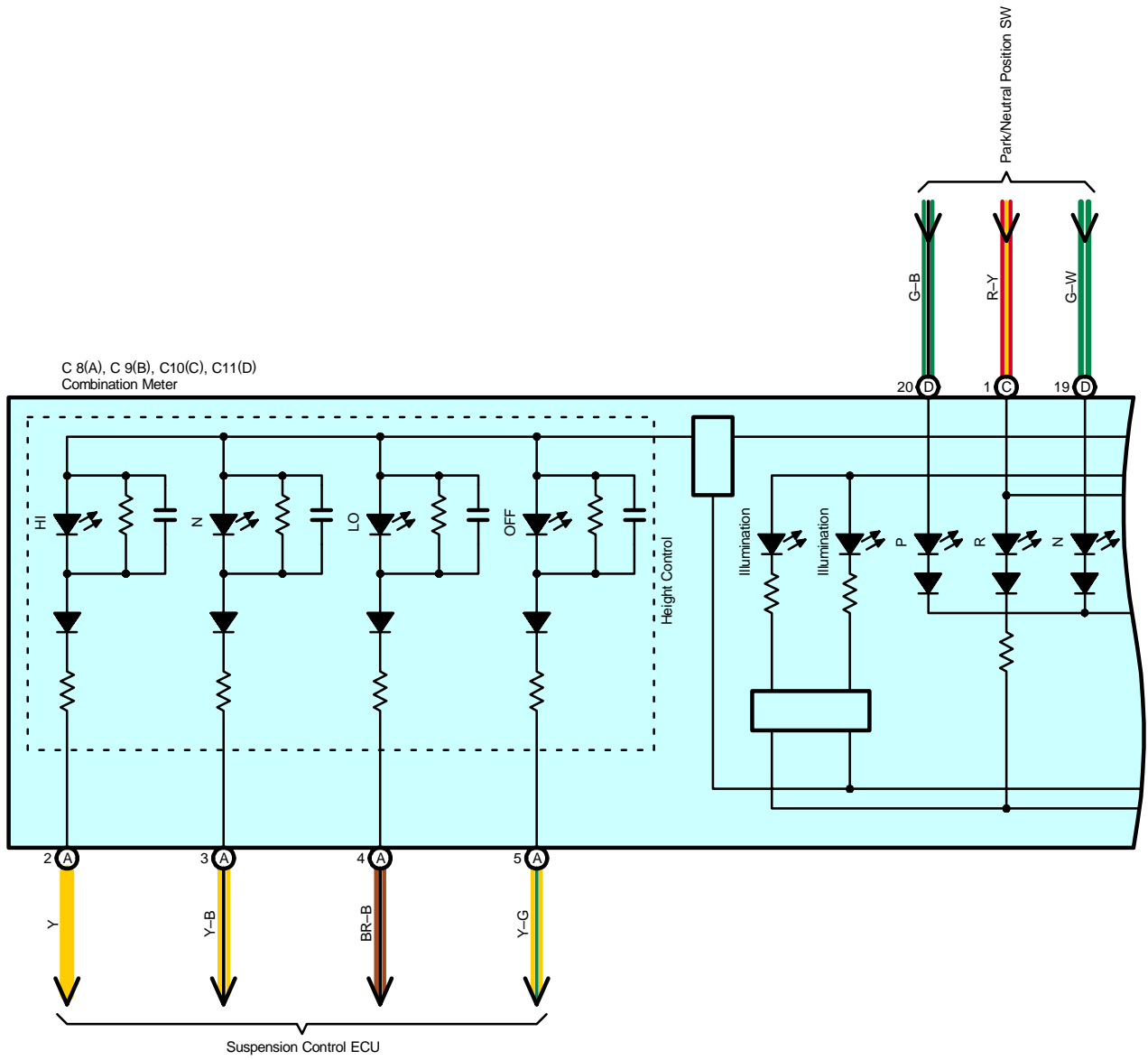


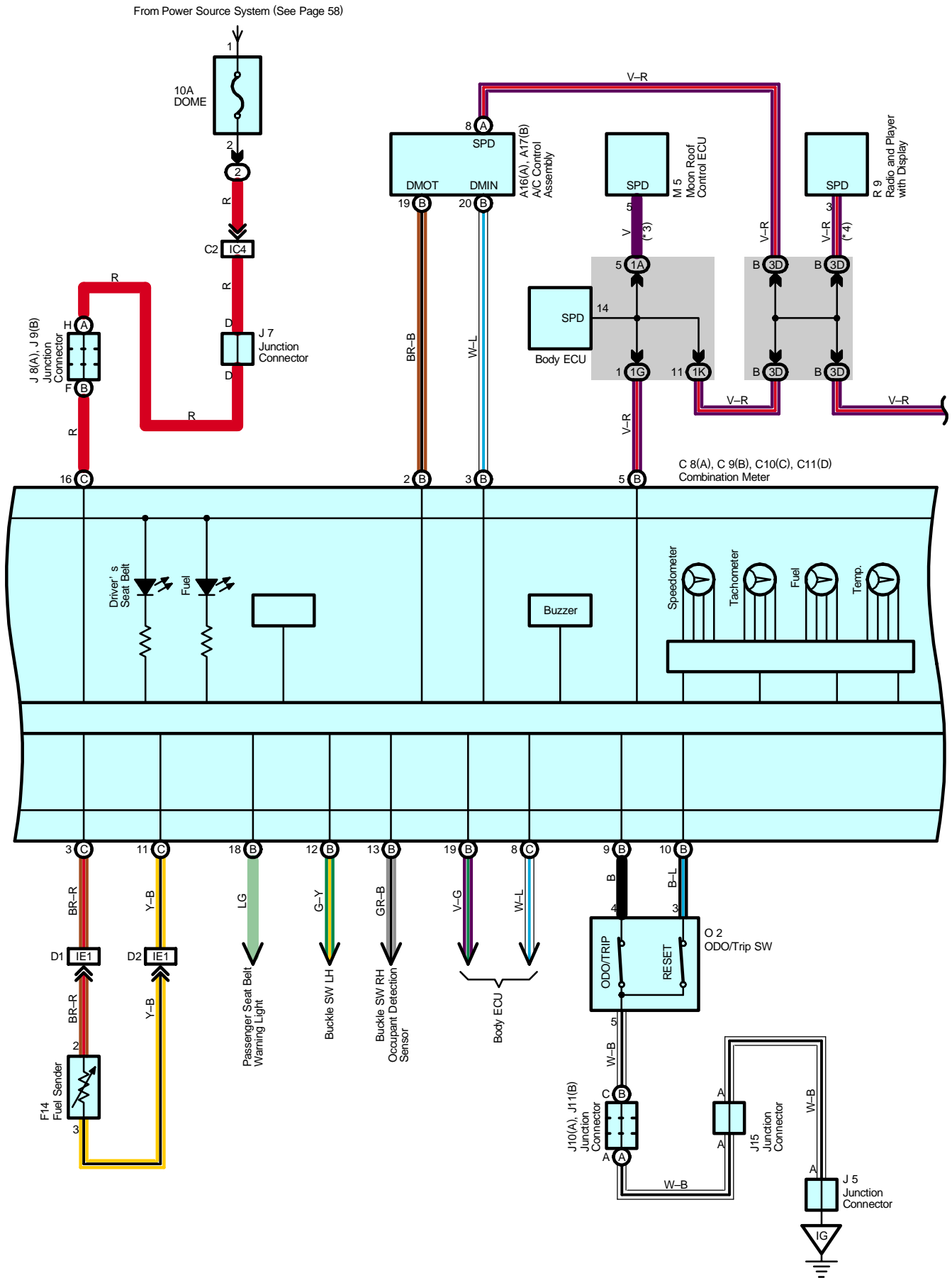
# Combination Meter

- \* 1 : 2UZ-FE
- \* 2 : 1GR-FE

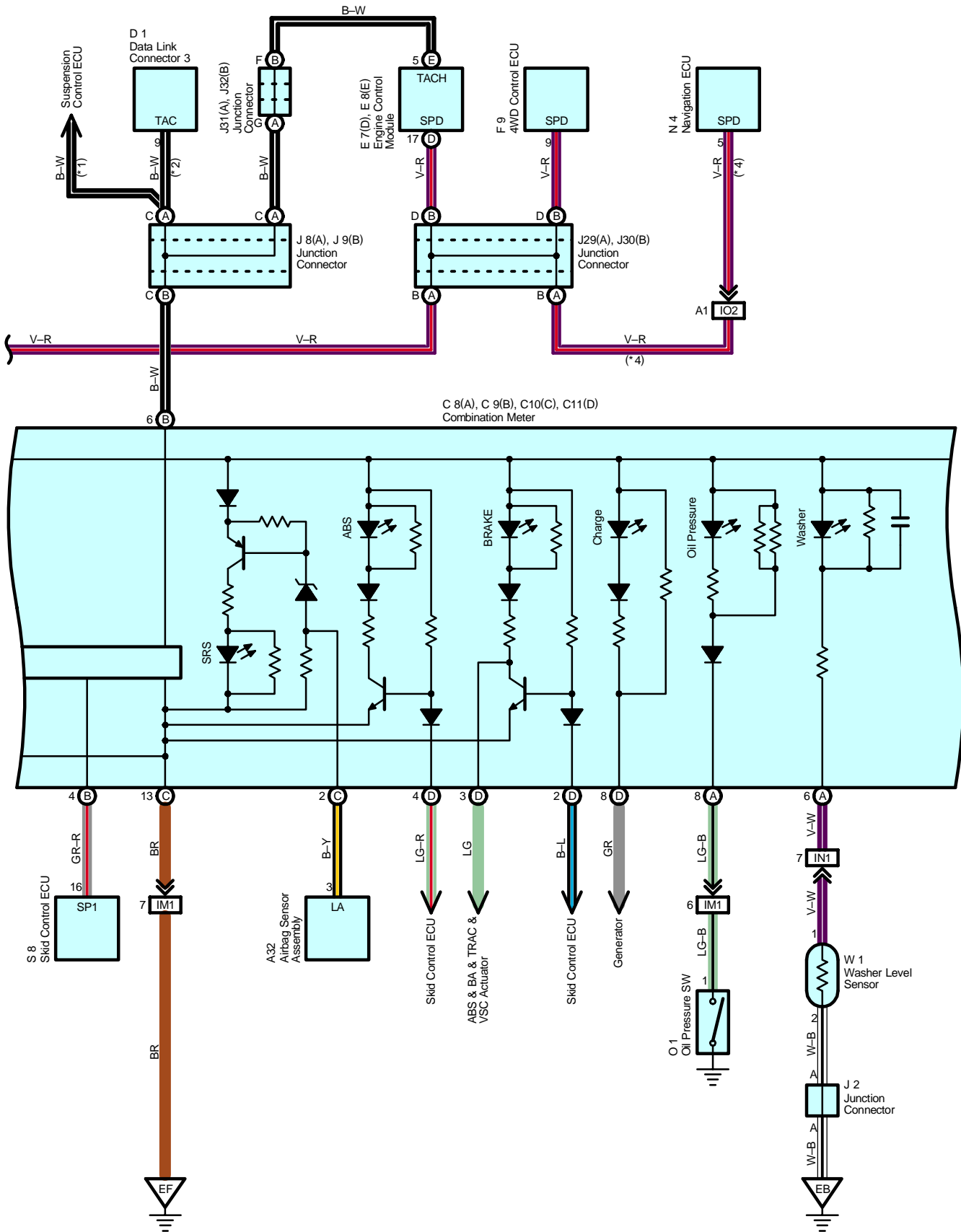




# Combination Meter

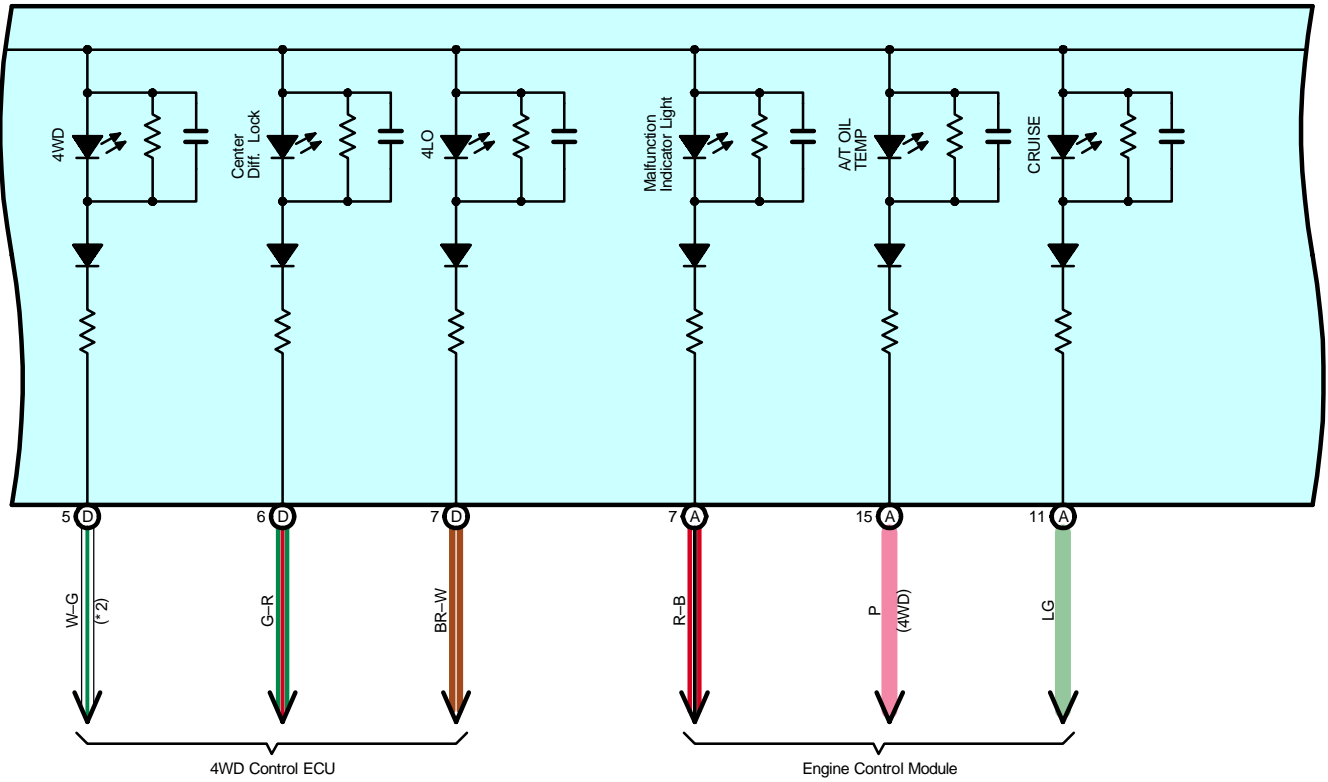


- \* 1 : 2UZ-FE
- \* 2 : 1GR-FE
- \* 3 : w/ Moon Roof
- \* 4 : w/ Navigation System



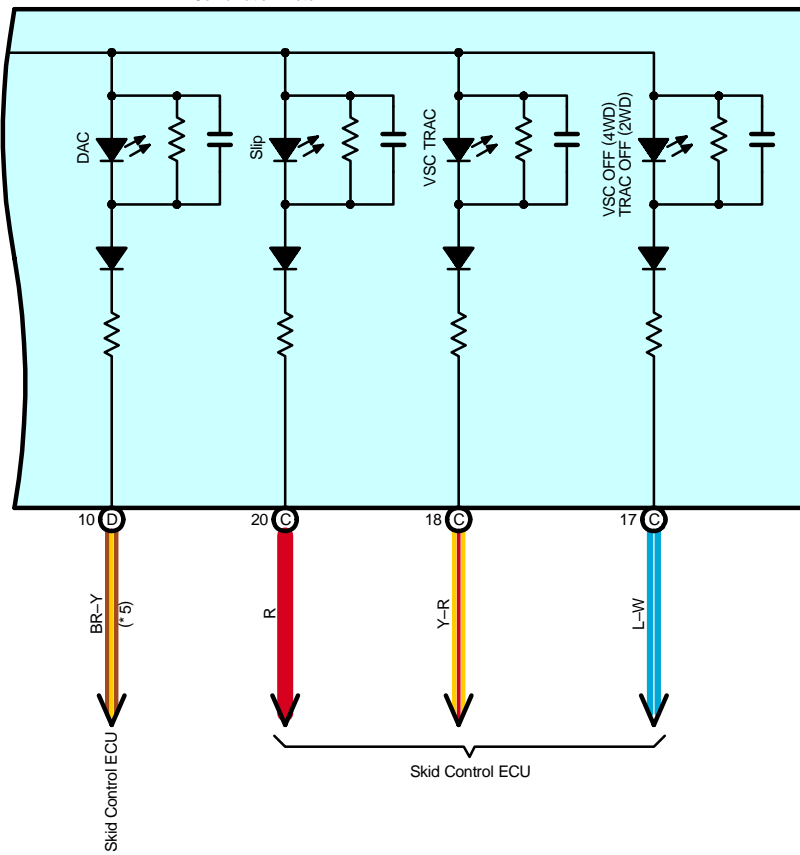
# Combination Meter

C 8(A), C 9(B), C10(C), C11(D)  
Combination Meter



- \* 2 : 1GR-FE
- \* 5 : Except 1GR-FE 2WD

C 8(A), C 9(B), C10(C), C11(D)  
Combination Meter



# Combination Meter

## Service Hints

### C10 (C) Combination Meter

(C)5, (C) 15–Ground: Approx. 12 volts with the ignition SW at ON position

(C)13–Ground : Always continuity

(C)16–Ground : Always approx. 12 volts

## ○ : Parts Location

Code		See Page	Code		See Page	Code		See Page
A16	A	36	J2	33 (2UZ–FE)	J31	A	38	
A17	B	36			J32	B	38	
A32		36	J5	38	M5		41	
C8	A	37	J7		N4		41	
C9	B	37	J8	A	O1	33 (2UZ–FE)		
C10	C	37	J9	B		35 (1GR–FE)		
C11	D	37	J10	A	O2	39		
D1		37	J11	B	R9	39		
E7	D	37	J15		S8	39		
E8	E	37	J16		W1	33 (2UZ–FE)		
F9		37	J29	A		35 (1GR–FE)		
F14		40	J30	B				

## ○ : Relay Blocks

Code	See Page	Relay Blocks (Relay Block Location)
2	22	Engine Room R/B (Engine Compartment Left)

## ○ : Junction Block and Wire Harness Connector

Code	See Page	Junction Block and Wire Harness (Connector Location)
1A	24	Roof Wire and Driver Side J/B (Lower Finish Panel)
1G	25	Instrument Panel Wire and Driver Side J/B (Lower Finish Panel)
1J		
1K		
1L		
3D	28	Instrument Panel Wire and Center J/B (Instrument Panel Brace RH)

## □ : Connector Joining Wire Harness and Wire Harness

Code	See Page	Joining Wire Harness and Wire Harness (Connector Location)
IC4	48	Instrument Panel Wire and Engine Room Main Wire (Left Kick Panel)
IE1	50	Instrument Panel Wire and Floor No.2 Wire (Left Kick Panel)
IM1	52	Engine Wire and Instrument Panel Wire (Right Side of Blower Unit)
IN1	52	Instrument Panel Wire and Engine Room Main Wire (Right Kick Panel)
IO2	52	Instrument Panel Wire and Floor Wire (Right Kick Panel)

## ▽ : Ground Points

Code	See Page	Ground Points Location
EB	44 (2UZ–FE)	Front Left Fender
	46 (1GR–FE)	
EF	44 (2UZ–FE)	Rear Side of Left Bank Cylinder Block
	46 (1GR–FE)	
IG	48	Left Kick Panel

